



Strong Communities Revenues – CDTFA Quarterly Distribution Report



Quarterly Distribution of District Tax (From 2018 to Present)












 [Charts](#) |  [API](#)

[ODP Home](#) / [Local and District Taxes](#) / [Quarterly Distribution of Special Taxing Jurisdiction \(STJ\)](#) /

Quarterly Distribution of District Tax (From 2018 to Present)

 [Help](#) |  [Survey](#)

 [Export to Excel](#)  [Export to CSV](#)

Calendar Year  1 	Quarter  2 	Jurisdiction Id  3 	Jurisdiction 	Gross 	Prior Advance 	Administrative Cost 	Net Amount 
2024	3	537	City of Stockton Special Library a	\$3,864,083.74	\$2,348,052.19	\$46,630.00	\$1,469,401.55