

Fiscal Year 2020-21 Third Quarter Update on the Implementation of the Marshall Plan

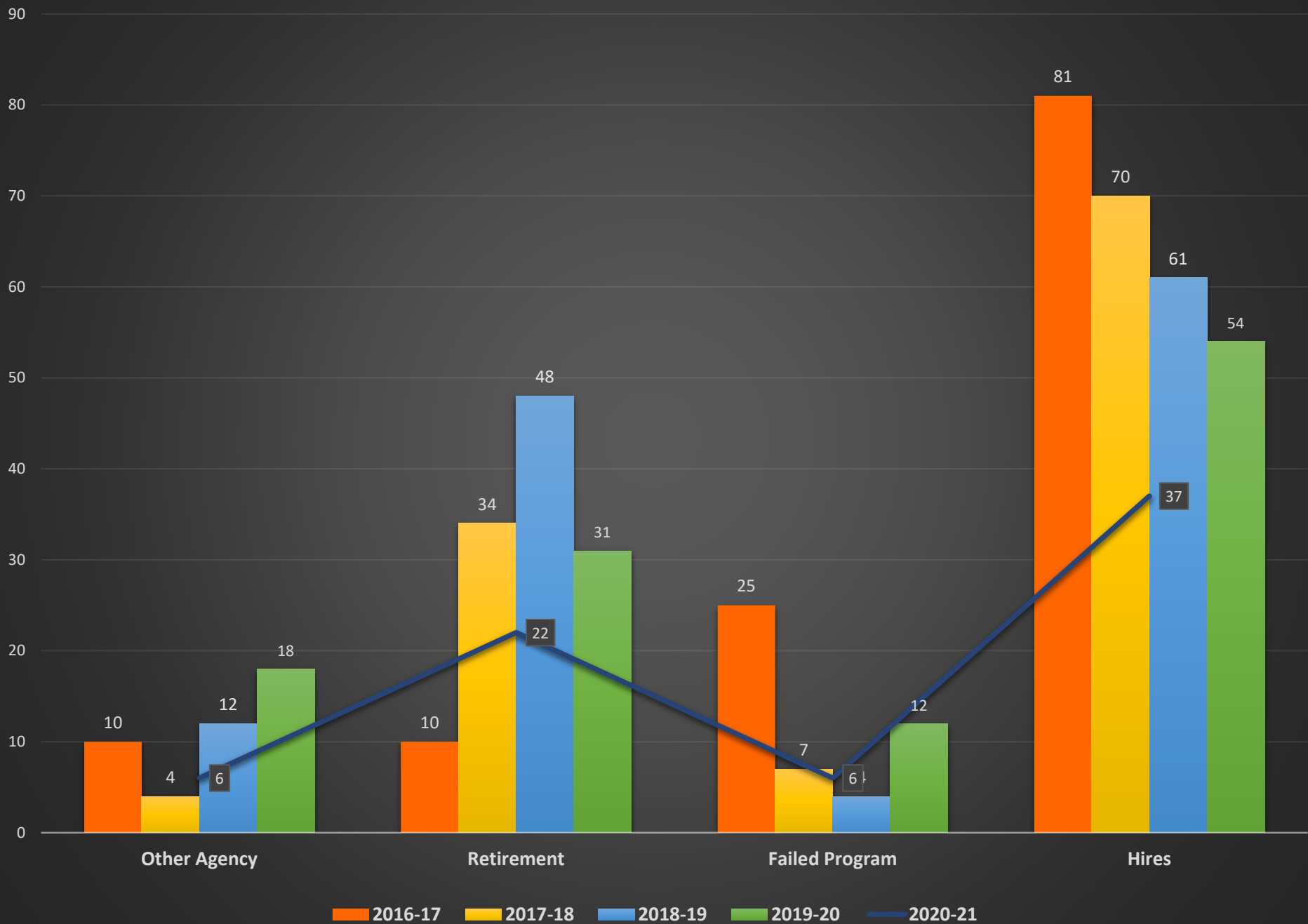
Item 4.1

James Chraska, Assistant Chief of Police

Marshall Plan Update - Police

- Hire 120 additional Police Officers
- Hire 33 Civilian support personnel
 - Police Records Assistants, Telecommunicators, Evidence Technicians, Administrative and Crime Analysts, Community Services Officer, and Police Services Manager
 - Expand Neighborhood Services Section
 - Code Enforcement Officers, supervisor and clerical support
 - Establish a Neighborhood Betterment Team
 - Code Enforcement Officers and clerical support

Sworn Hiring and Separations By Fiscal Year- As of March 31,2021



Neighborhood Betterment Team (NBT) FY 2020-21 Q3

- Kicked off NBT 12 Kelley Drive North (March 2021)
- Participated in 1 community virtual engagement
 - Virtual community meeting (Webex)

NBT 12 Kelley Drive	Statistics	
54 Citations	87 Violations	0 Abatements
0 Abandoned Vehicles	0 sq ft Graffiti	

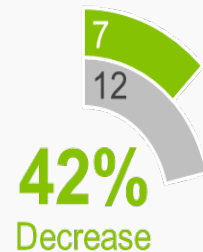
Crime Stats

	VC	PC	Overall	Homicides	Non-Fatal Shooting Incidents
2017	17-Year UC Low			55	169
2018	0.1%	4.9%	3.6%	33 (-40%)	111 (-34%)
2019	-0.1%	4.2%	3.0%	34 (3%)	132 (19%)
2020	-8.2%	-23.3%	-19.4%	56 (64.7%)	129 (-2%)

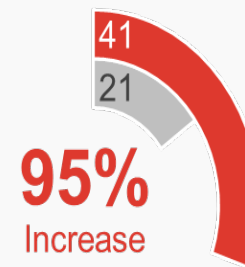
2021 Year To Date Crime Stats

Gun Violence, January – March 2021 vs. 2020

Homicides



Non-Fatal Shooting Incidents



■ / ■ 2021
■ 2020

Additional UCR data is unavailable because DOJ is still pending response on various aspects of NIBRS reporting.

CEASEFIRE STATISTICS

	HOMICIDES		NON FATAL SHOOTING INCIDENTS	
	2019	2020	2019	2020
JAN	0	2	11	8
FEB	3	5	10	9
MAR	6	5	11	4
APR	4	4	15	9
MAY	7	3	16	9
JUN	3	3	15	12
JUL	3	3	6	21
AUG	2	6	9	12
SEP	1	6	12	8
TOTAL	29	37	105	92
% CHANGE	28%		-12%	

CEASEFIRE STATISTICS

3 YEAR AVERAGE COMPARISON

3 YEAR AVERAGE COMPARISON

