OVP
CITY OF STOCKTON
OFFICE OF VIOLENCE PREVENTION
THE OFFICE OF VIOLENCE PREVENTION PRESENTS
DATA & DONUTS
AUGUST 22, 2018
CIVIC AUDITORIUM

Violence Reduction & Community Safety

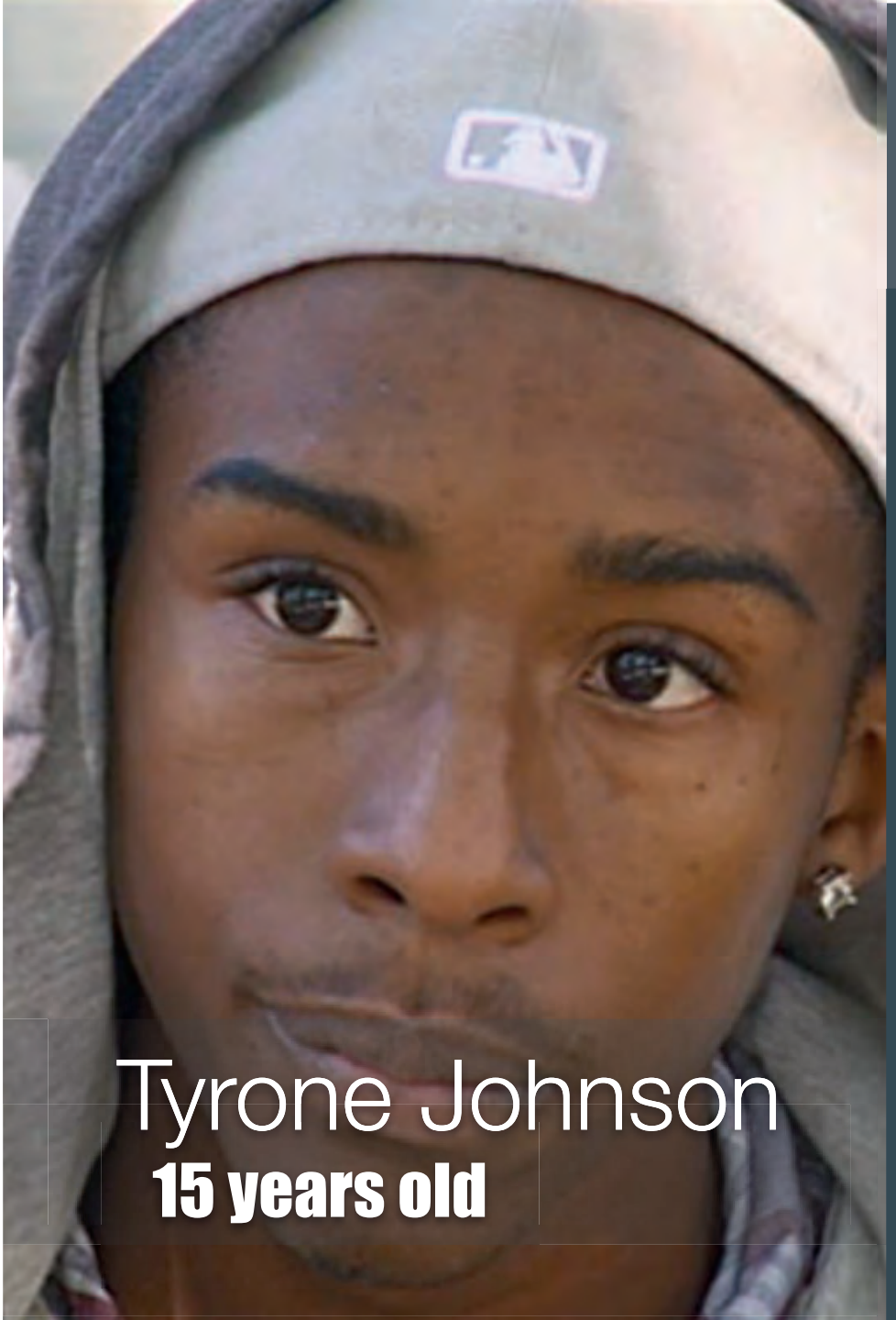

Youth Experiencing Trauma

Father imprisoned

Best friend was shot

Witnessed domestic violence in home

Uncle used drugs in the home

America's **Incarceration Addiction**

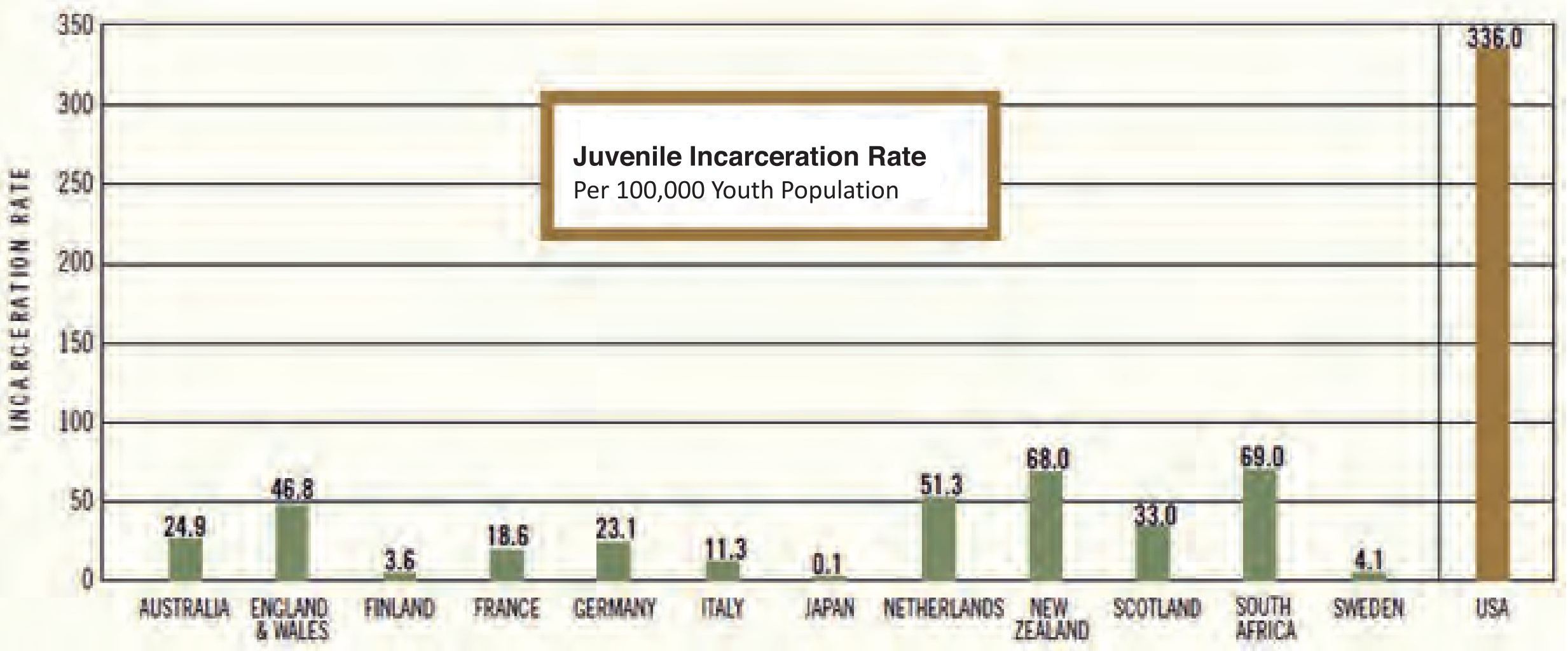

In a one day count of detention in the US in 2011:

- **Latino youth** were more than **2 times as likely** as **White** youth to be detained.
- **Native American youth** were nearly **3 times as likely** as **White** youth to be detained.

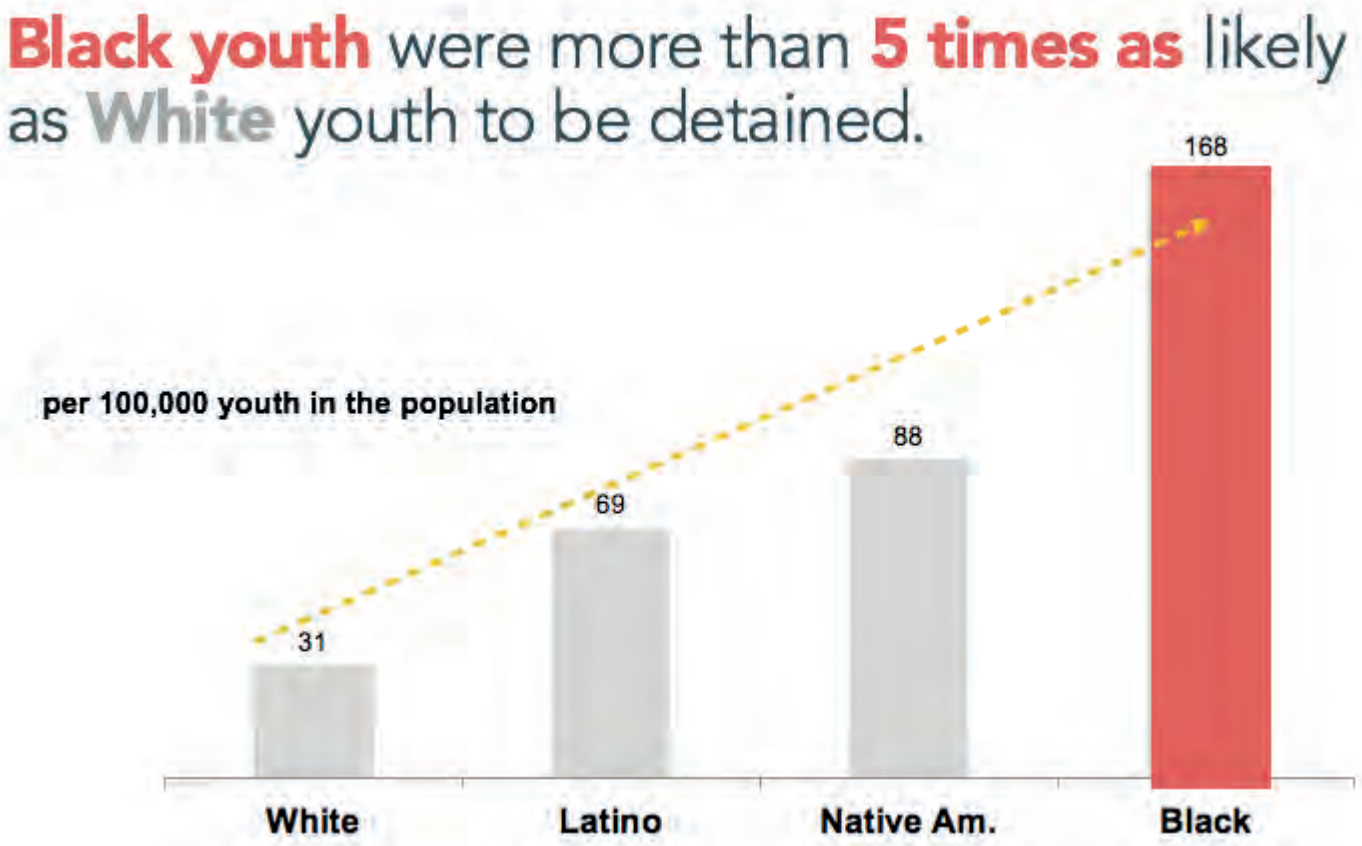

Source: Sickmund, M., Sladky, T.J., Kang, W., and Puzzanchera, C. (2013) "Easy Access to the Census of Juveniles in Residential Placement." Online. Available: http://www.ojjdp.gov/ojstatbb/ezacjrp/

Tyrone Johnson
25 years old

- Arrested 8 times
- 2 felony convictions
- Gang Affiliated
- Father of 6 year old son
- Wants a job and better life.

"I have decided to change my life… I have a strong mind and no one can influence me to do wrong… anymore"

Do you believe him?

“I have decided to change my life… I have a strong mind and no one can influence me to do wrong… anymore”

City of Stockton Violence Prevention Strategy

WHERE TO FOCUS YOUR EFFORTS?

City of Stockton Violence Prevention Strategy

WHERE TO FOCUS YOUR EFFORTS?

Prevention

Long-term violence reduction strategies like mentoring at-risk middle school students or life skills workshops for youth

Investment Results

5-10 years

Intervention

Violence reduction the short term, like harm reduction strategies (Ceasefire)

Investment Results

2- 3 years

Transformation

Transforming communities so that they do not induce violence:

- Education reform & investment
- Economic development
- Neighborhood revitalization

Investment Results

10- 15 years

City of Stockton Violence Prevention Strategy

ARE WE TARGETING THE RIGHT PEOPLE?

ARE WE DOING THE RIGHT WORK?

ARE WE HAVING THE RIGHT IMPACT?

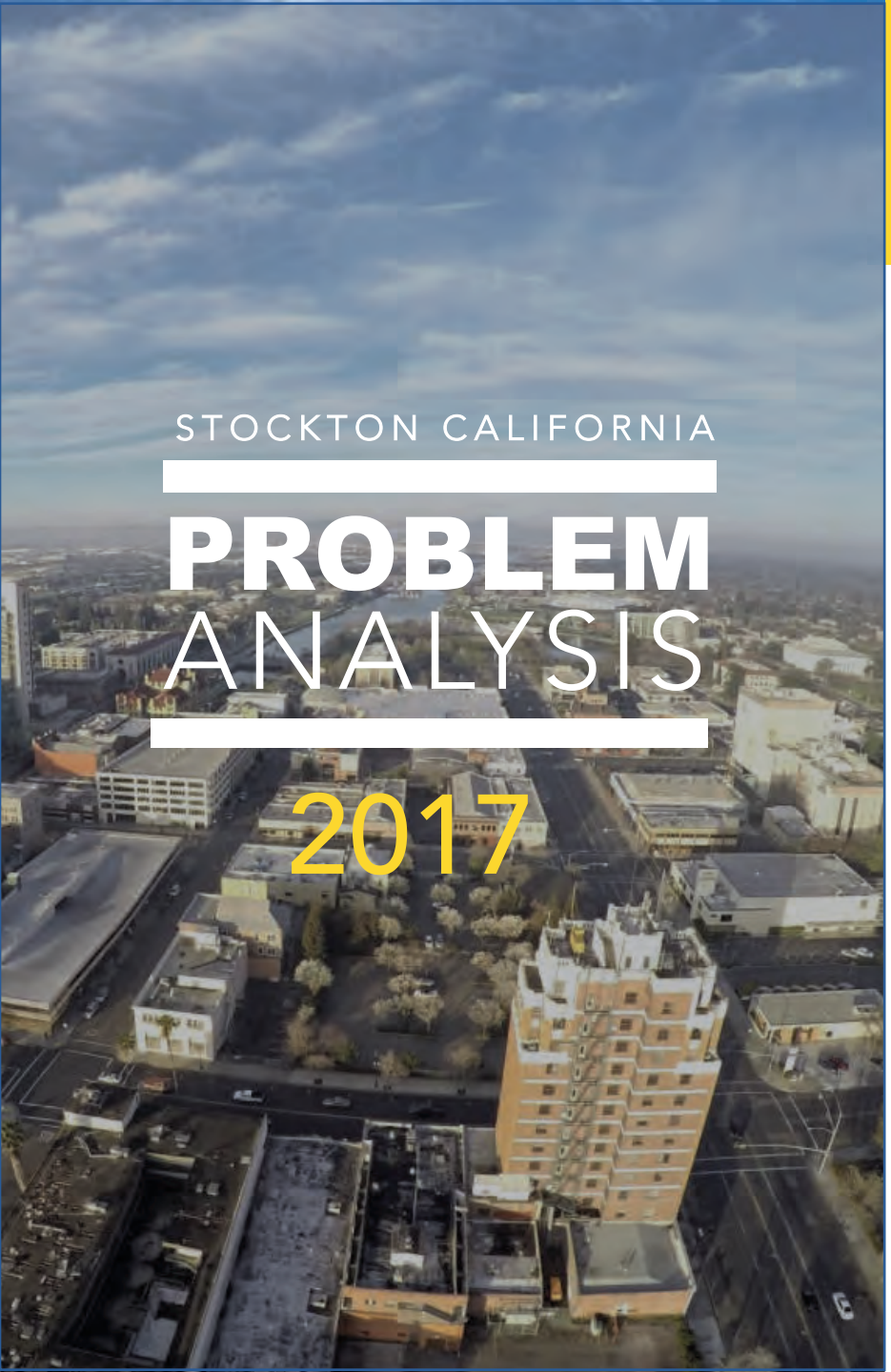

Analysis of all homicides between 2014 -2016

Suspect Profile: Mainly Black and Latino young men
Suspect Age: **Average 26 years old**

Victim Profile: Mainly Black and Latino young men
Victim Age: **Average 33 years old**

Significant Justice Involvement:
Both victims and suspects averaged **8 arrest** by the time of the homicide. **Averaging 5 felony arrest.**

75% involve gang members
as victims or suspects

20% of homicides resulted from
group-related robberies, drug robberies, burglaries and domestic violence

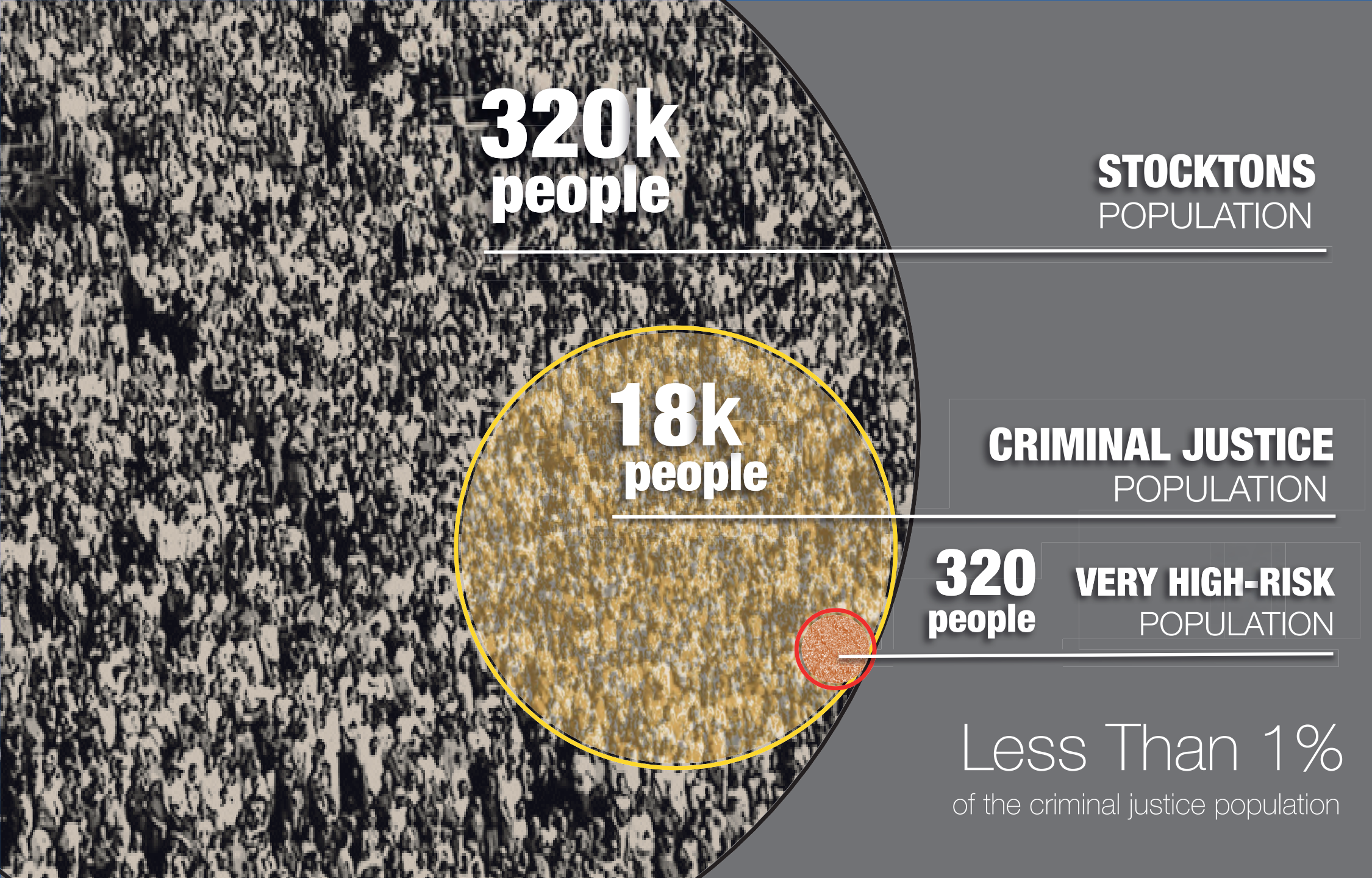
320k
people
STOCKTONS
POPULATION
18k
people
CRIMINAL JUSTICE
POPULATION
320
people
VERY HIGH-RISK
POPULATION
Less Than 1%
of the criminal justice population

OFFICE OF VIOLENCE PREVENTION

PEACE KEEPERS

ARE WE TARGETING THE RIGHT PEOPLE?

2017 CASELOAD AUDITS

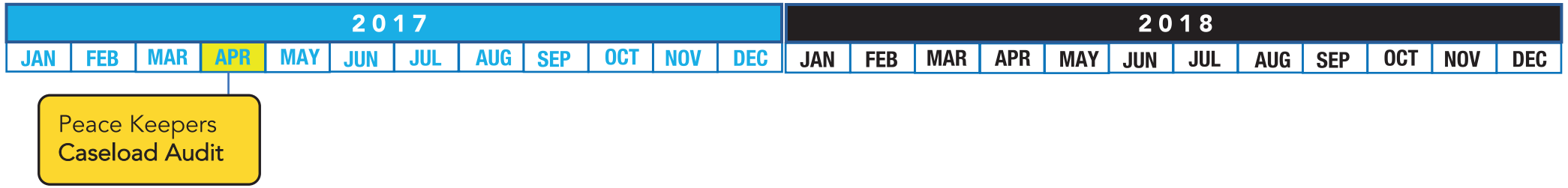

Findings:

1. Really Good work, thought the caseloads focused on a **younger population**
2. About **45%** of clients met the **very-high-risk criterion**
3. Caseloads were **too large for intensive engagement**
4. Service delivery was inconsistent among all Peace Keepers

2017 CASELOAD ADJUSTMENTS

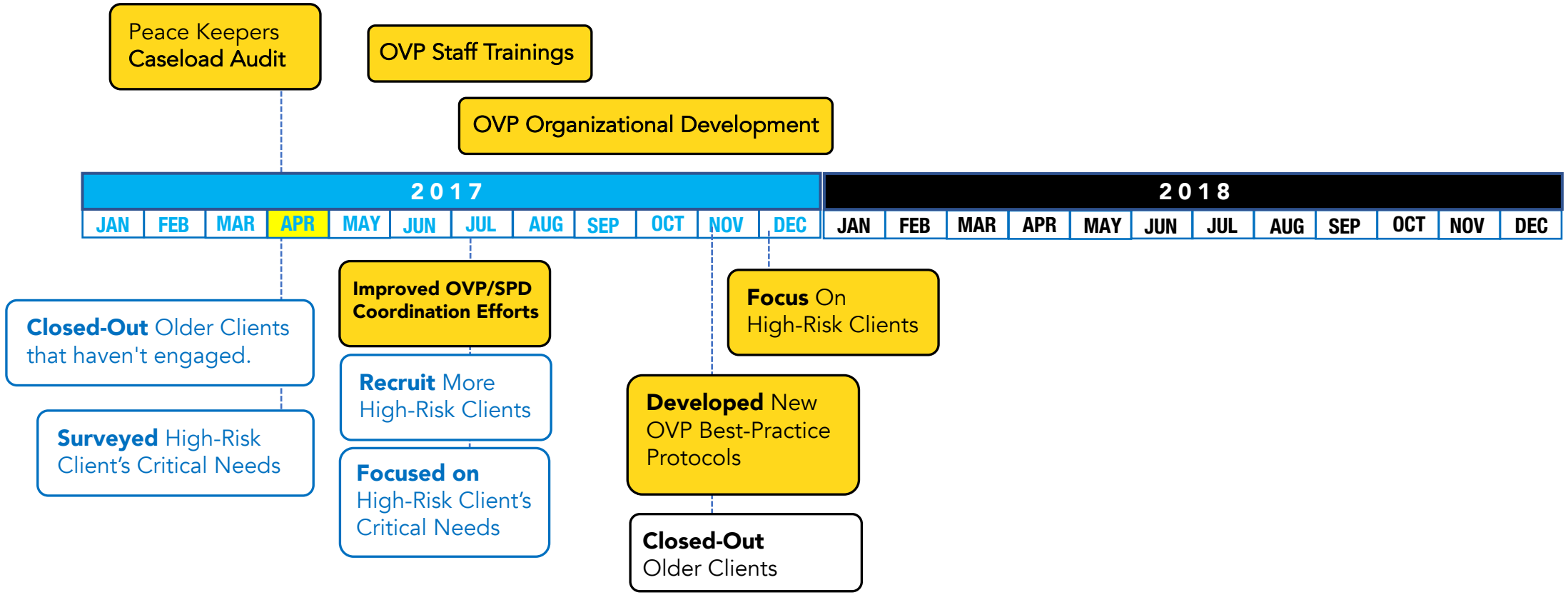

DASHBOARDS

STATS Report
OFFICE OF VIOLENCE PREVENTION

7.1.18
STOCKTON CA.

45 TOTAL ACTIVE CLIENTS
- **32** CEASEFIRE
- **13** NON-CEASEFIRE

178 CLIENTS SERVERD SINCE

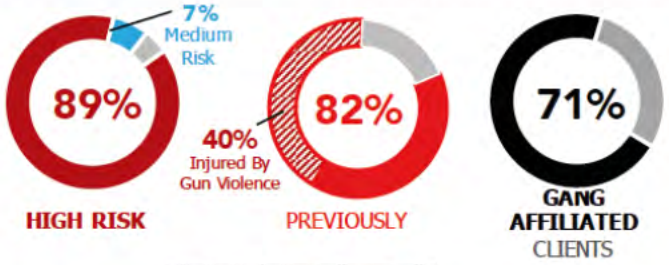

CRITICAL CLIENT NEEDS

Have Critical SAFETY ISSUES	Currently In UNSTABLE HOUSING	Currently NON-EMPLOYED	Problems With ACCESS TO DAILY MEAL	NO High School DIPLOMA or GED
31%	11%	47%	2%	40%

TOP GANG AFFILIATIONS

[redacted]

2018 INCENTIVES

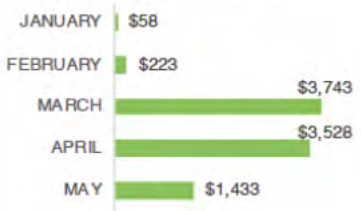

PEACE KEEPER ACTIVE CASELOADS

Phase 1	Phase 2	Phase 3
7 Clients	29 Clients	5 Clients
✓ Create Safety Plan ✓ Building the Relationship	✓ Client Engaged in Services ✓ Referral to Services ✓ Weekly Contacts	✓ Client has successful outcomes ✓ Safety/Employment is stable ✓ Bi-weekly contacts

SERVICE PROVIDED (JAN 2017 - JUNE 2018)

18% OF Clients RE-ARRESTED Since Jan 2017

129 ASSISTED W. EMPLOYMENT PLACEMENT

- 27 Conflict Mediations
- 78 Assisted w/ID or SSC
- 25 Tattoo Removal
- 21 Relocations

DASHBOARDS

Are we working with the **Right** Individuals?

CLIENT PROFILE THROUGH **JUNE 30, 2018**

178
Clients Served Since **Jan 2017**

65
Clients Served Since **Jan 2018**

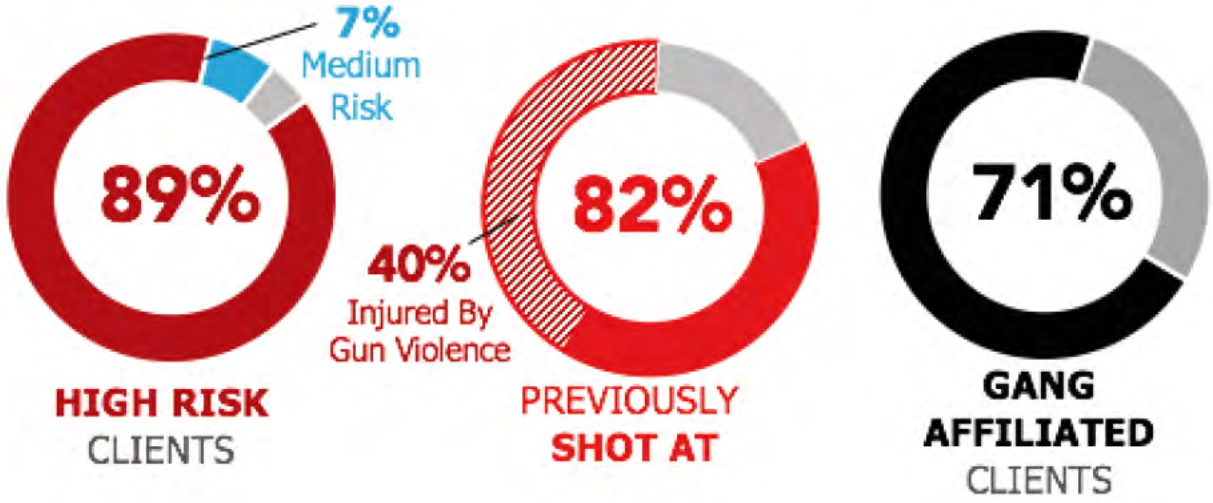

DASHBOARDS

Are we working with the **Right** Individuals?

TYPICAL: NEW CLIENT PROFILE:

Average Age: **26-28 years old**

Education: **High School Drop Out**

- **GANG AFFILIATED**
- **HAS BEEN SHOT OR SHOT AT**
- **JUSTICE INVOLVED**
- **GUN ACTIVITY & SAFETY ISSUES**

CLIENT CRITICAL NEEDS:

CRITICAL SAFETY ISSUE	UNEMPLOYED CLIENTS	UNSTABLE HOUSING	UNABLE TO EAT DAILY
63%	52%	33%	32%

STOCKTON

Gun Violence **Reduction** Strategy

CEASEFIRE PARTNERSHIP STRATEGY

GOALS:

- Reduce non-fatal shootings and homicides citywide
- Decrease recidivism and improve outcomes for those at highest risk of violence
- Strengthen police-community relations and trust

1

Data-Driven Identification

of the groups and individuals at very highest risk of being involved in gun violence

1 2 3 4

Engaging those groups & individuals

in direct, respectful communication about their risk

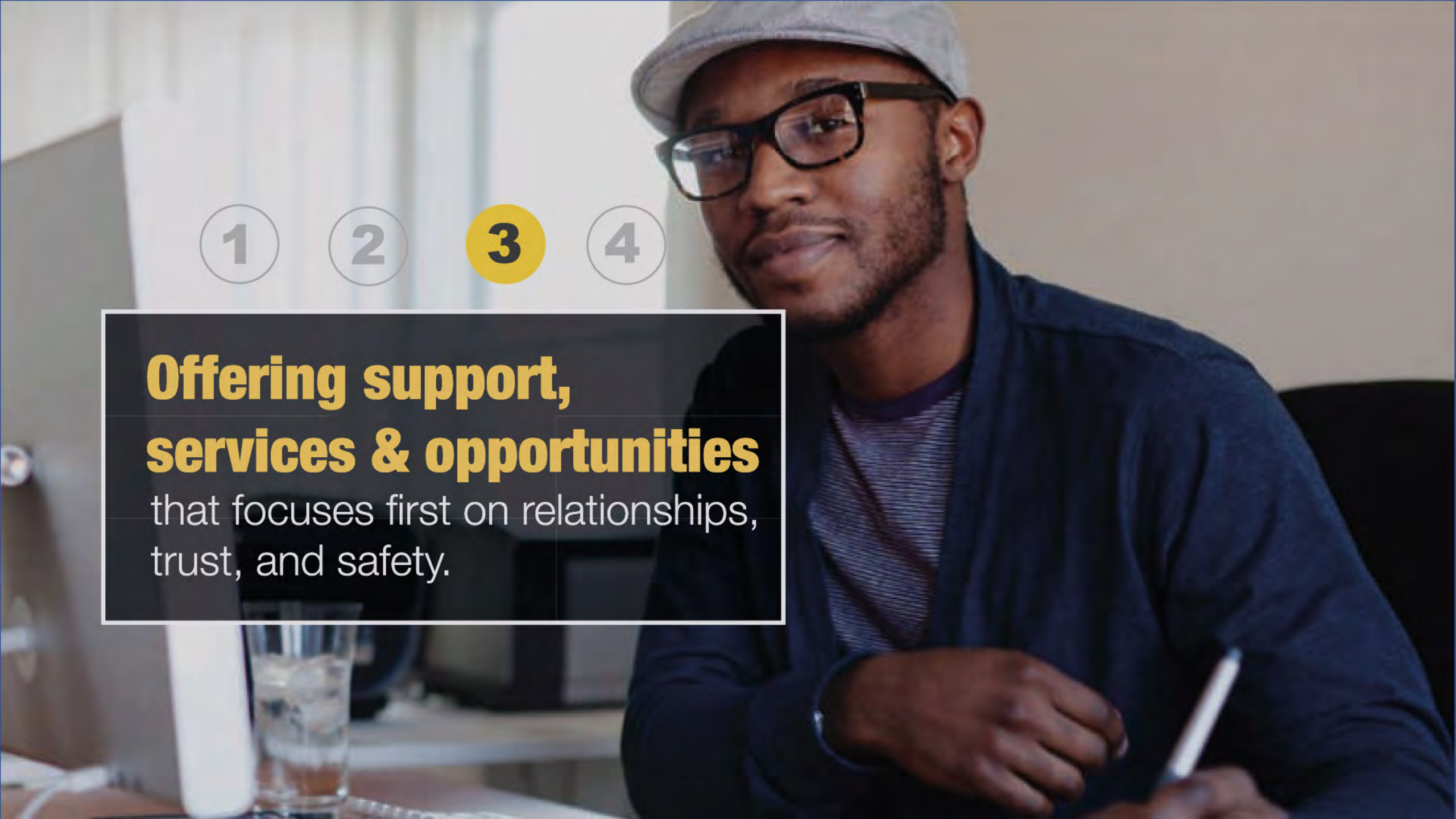

1 2 3 4

Offering support, services & opportunities

that focuses first on relationships, trust, and safety.

1
2
3
4
Focused Enforcement
on those who continue to engage in violence

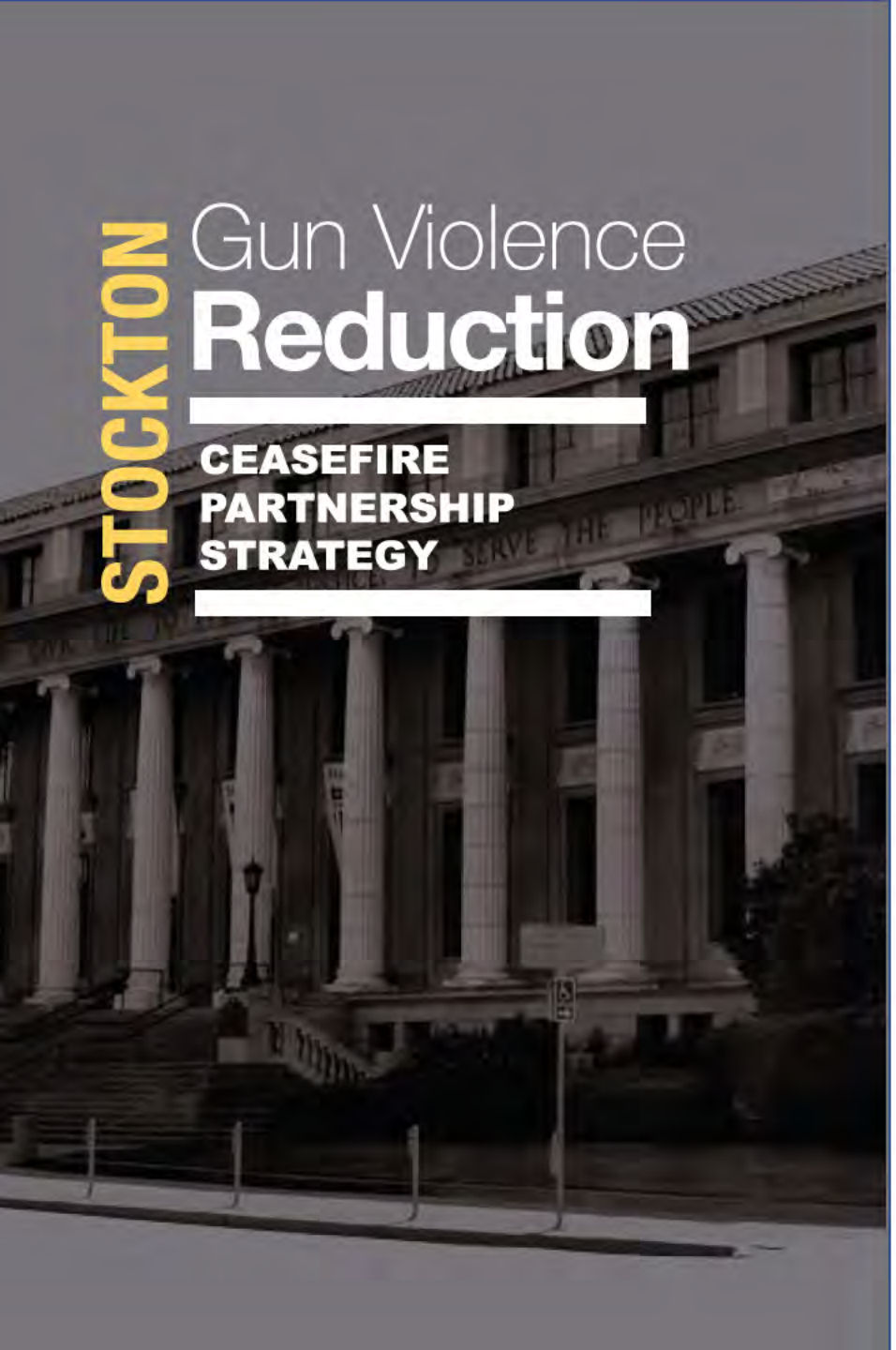

STOCKTON Gun Violence Reduction

CEASEFIRE PARTNERSHIP STRATEGY

Ceasefire Team

Peace Keepers Outreach

Identify the groups, neighborhoods, and individuals of very highest risk of engaging in violence (based on reliable intelligence from police, probation, parole, street outreach,etc)

Custom Notifications & Call-Ins

Communicate the Harm Reduction & Deterrence Message to the Highest Risk Individuals through Call-Ins and Custom Notifications (law enforcement, community leaders, clergy, service providers)

Law Enforcement surgical response to Groups that are the First and Worst to commit violence after the Call-In

Offer Clients relationships with positive adults (clergy, Street Outreach, CBOs, etc)

Offer individuals services, supports, and opportunities and engage them in Case Management (have available, dedicated services, especially in Employment, Education, and Housing)

Hold Weekly Case Conferences with all parties who are involved with the Clients to assess progress and coordinate efforts

On-Going Support, Engagement, Services, and Case Management for Clients

Stockton Operation Ceasefire

Performance Management System
January – June 2018

City of Stockton

Office of Violence Prevention

Consider the Source

Referral Sources

Total referrals: 130

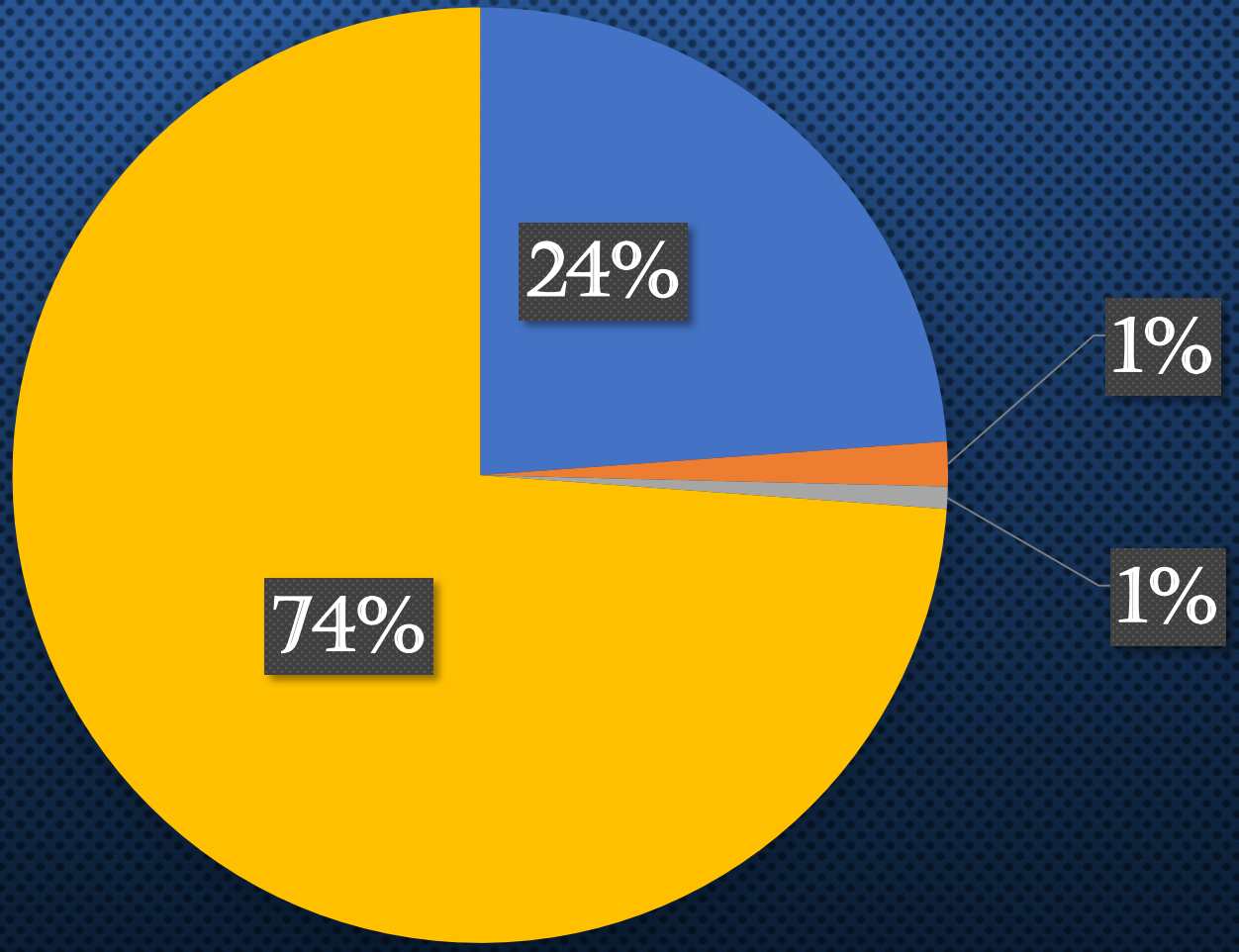

Call-In Communications

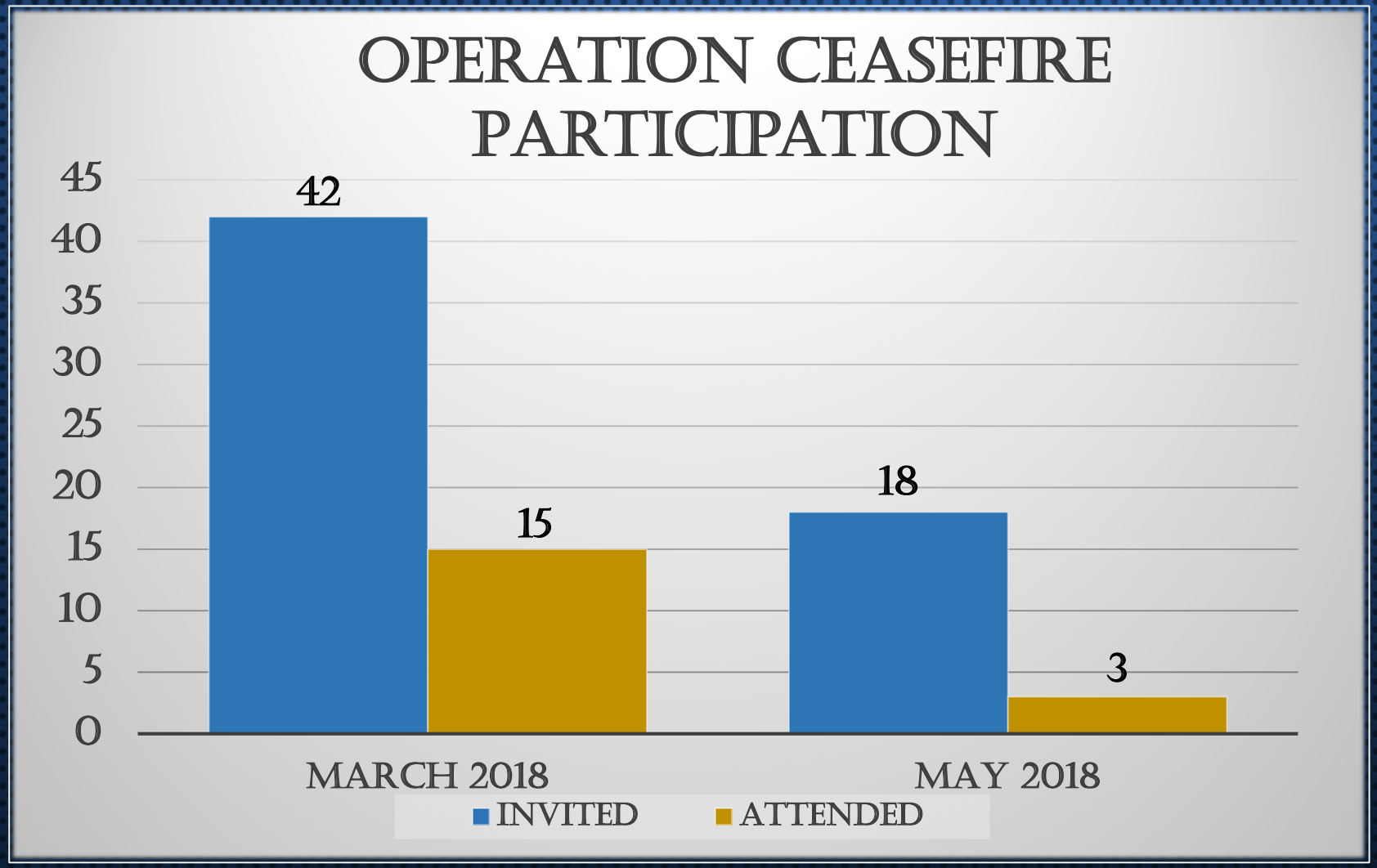

Total Call-In Attendees YTD:

18

Communications Through Customs

Total Joint Customs YTD:

20

Are we communicating with enough highest risk people?

Year-to-date call-ins: 18

Year-to-date joint customs: 20

Six-month total communications: 38

Mid-year target: 37

Annual target: 75

From Referral to Caseload:

Are we successfully engaging highest-risk individuals in supports & services?

Engagement Through Call-ins

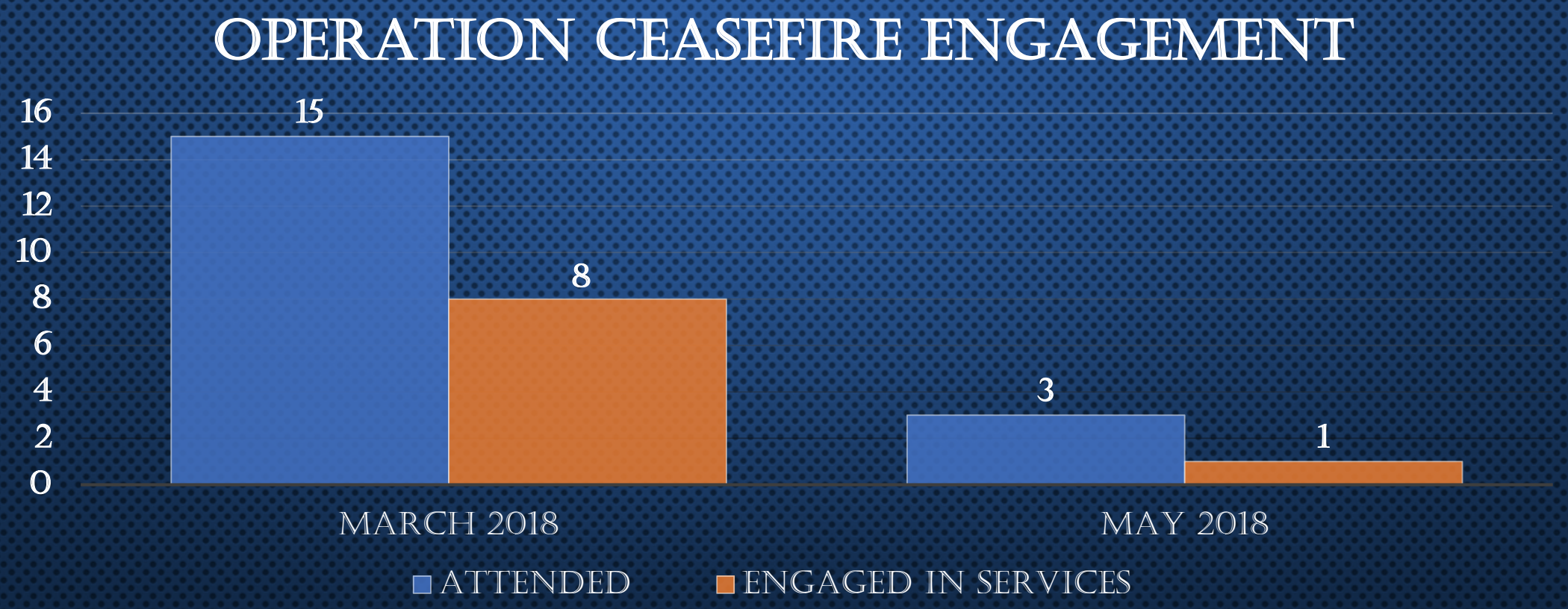

March Call-in:
53% Transfer Rate

May Call-in:
33% Transfer Rate

YTD Call-in Transfer Rate:
50%

Engagement Through Joint Custom Notifications

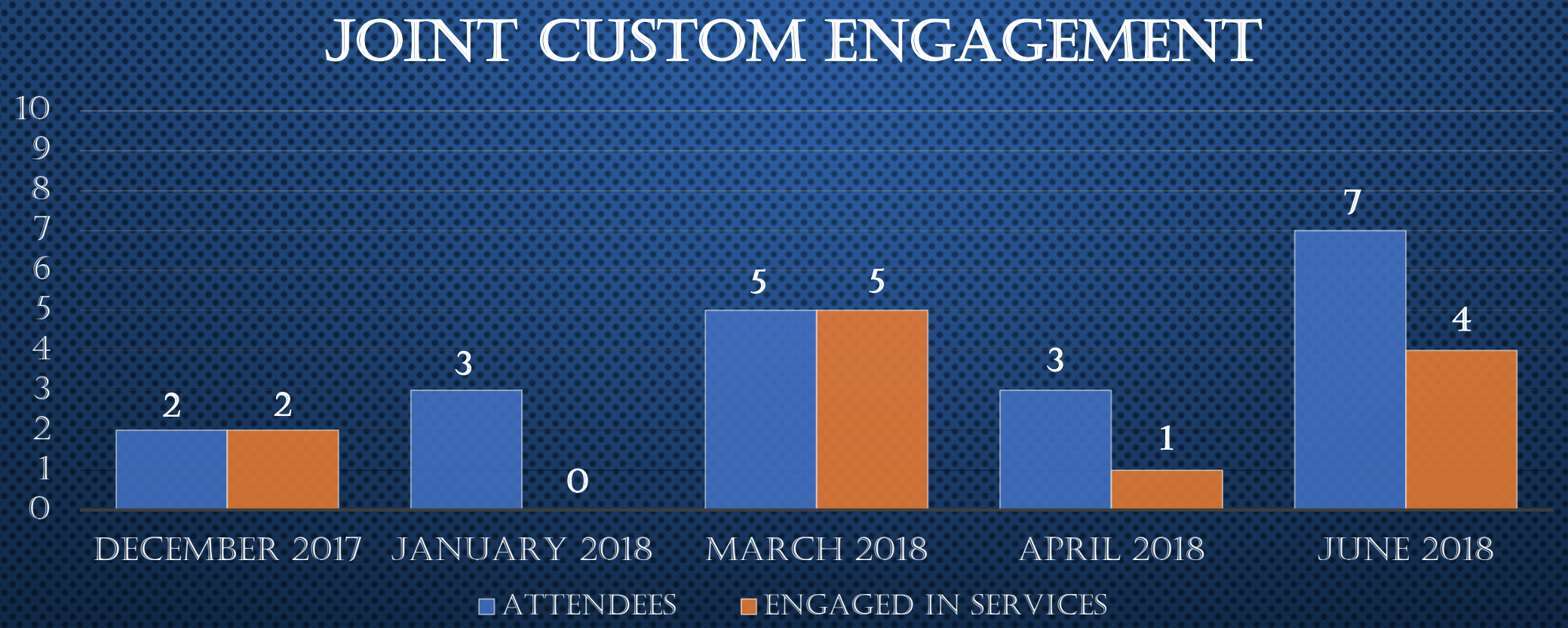

DECEMBER CUSTOMS: 100% TRANSFER RATE

JANUARY CUSTOMS: 0% TRANSFER RATE

MARCH CUSTOMS: 100% TRANSFER RATE

APRIL CUSTOMS: 33% TRANSFER RATE

JUNE CUSTOMS: 57% TRANSFER RATE

YTD TRANSFER RATE: 60%

Communications and Engagements

YTD Total Engagements Through Call-Ins:

9

YTD Total Engagements Through Joint Customs:

12

Total Engagements with VHR Individuals:

21

Mid-Year Target:
25
Annual Target:
50

Overall Transfer Rate:
55%

Engagement Rate by Referral Type

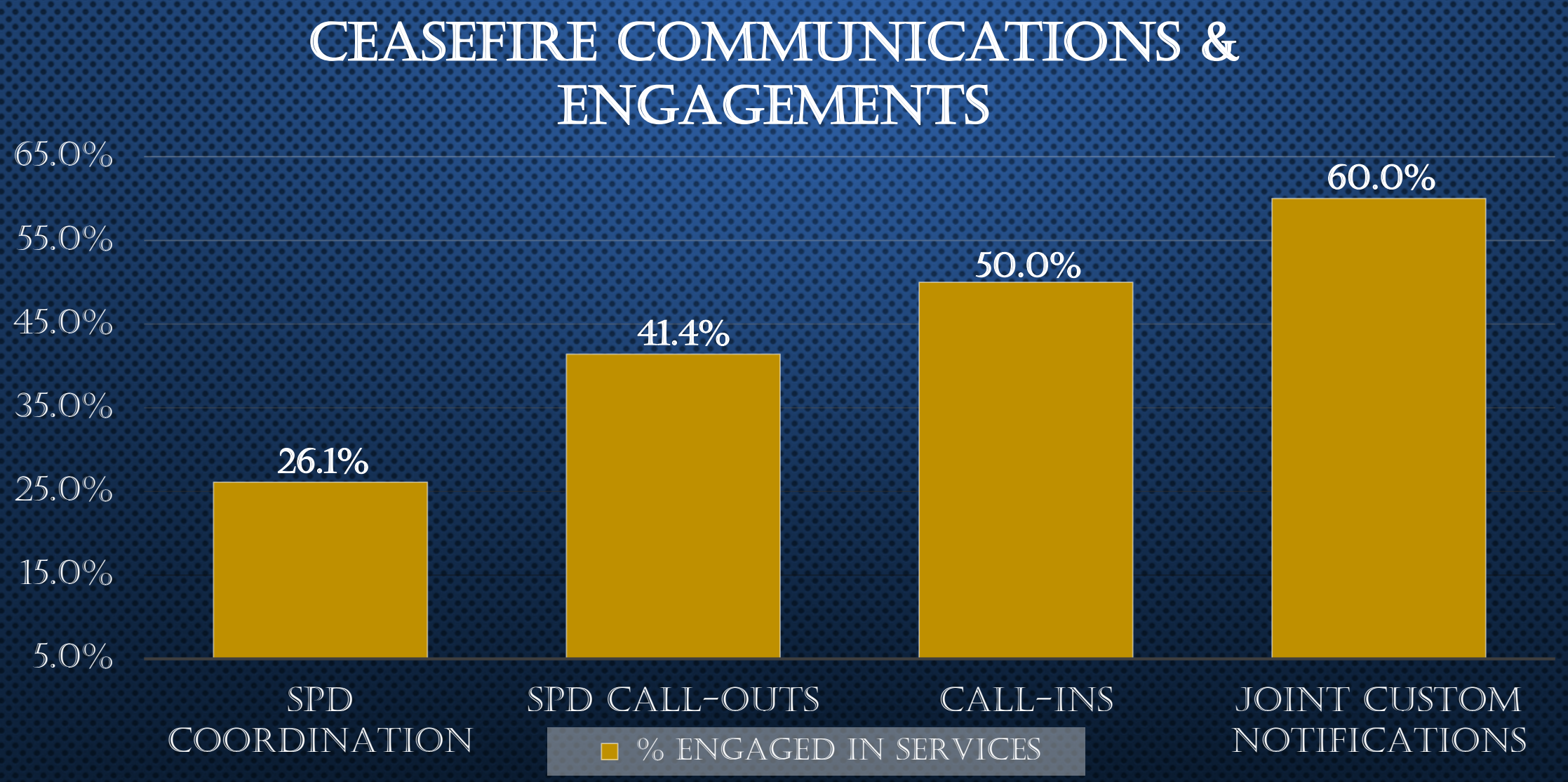

Engagement Rate by Referral Type

Active Peacekeeper Caseloads

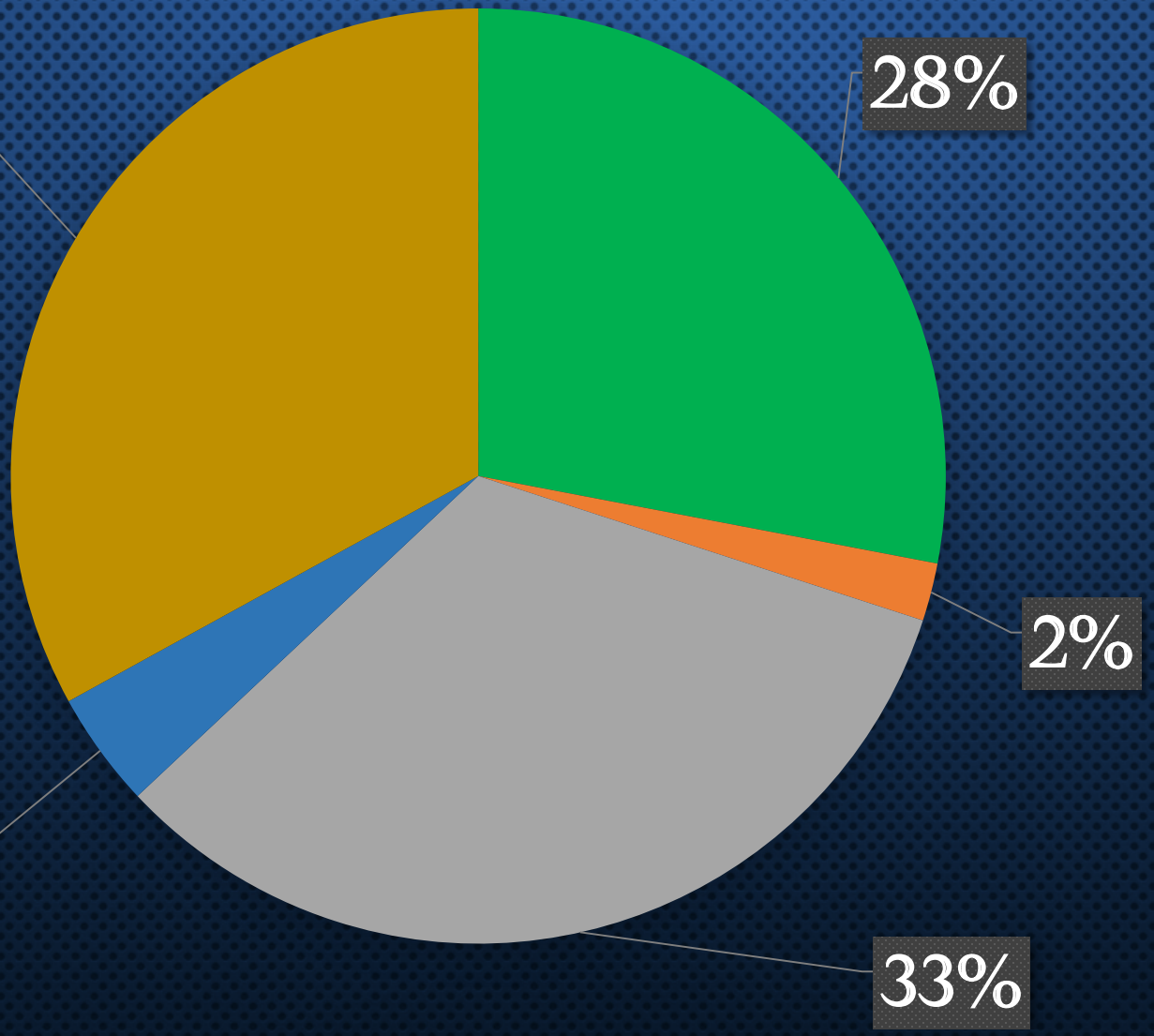

- SPD Call-Outs & Coordination
- Parole
- Call-Ins & Joint Customs
- School Referrals
- Peacekeepers

Total Clients:
46

2018 Ceasefire Statistics Highlights

- February had the **lowest** number of shootings for **any single month** in the **past five years** with only **four** non-fatal injury shootings.
- For the first four months of 2018, **non-fatal injury shootings** were **down 33%** compared to last year.
- As of **May** 31, non-fatal injury shootings were **down 40%** (43 vs. 72)

2018 Ceasefire Statistics Highlights

- As of **June** 30, **homicides** are **down 21%** with 15 homicides compared to 19 last year. **Non-fatal injury shootings** incidents are **down 42%** (50 vs. 86).

- The month of **June** has averaged **13** non-fatal injury shootings (14 in 2017). **June 2018** had **7**, which was **46% below the average.**

	Homicides		Non-Fatal Injury Shootings	
	2017	2018	2017	2018
January	0	2	9	10
February	5	2	12	4
March	2	3	14	7
April	3	2	13	11
May	4	5	24	11
June	5	1	14	7
Total	19	15	86	50
% Change	-21%		-42%	

Stockton Operation Ceasefire

Performance Management System
January – June 2018

City of Stockton

Office of Violence Prevention

OFFICE OF VIOLENCE PREVENTION

PEACE KEEPERS

CEASEFIRE CLIENT P.P.

Before Peacekeepers

- Street lifestyle
- Prison/parole/probation
- Unemployed
- Invited to Call-In

With Peacekeepers

- Career training
- Relocation
- Completed parole
- Positive role model

CEASEFIRE CLIENT P.P.

FUTURE

- Full time career
- No arrests
- Providing a new life for his family
- Set new goals to give back to the community

DASHBOARDS

Are we having the right type of **IMPACT**?

SERVICES PROVIDED

JANUARY 2017 TO JUNE 30, 2018

129
Assisted With
EMPLOYMENT PLACEMENTS

78
Assisted With
ID or Social Security Card

38
Assisted With
SOCIAL SERVICES

21 **SAFETY RELOCATION**

25 **TATTOO REMOVALS**

- LEGAL ISSUES
- ADDICTION COUNSELING
- EDUCATIONAL ADVANCEMENT
- JOB READINESS
- HOUSING SUPPORT

DASHBOARDS

Are we having the right type of **IMPACT**?

ADDRESSING CLIENT CRITICAL NEEDS

FOLLOWING SAME CASE LOAD OVER A **6 MONTH PERIOD**

CRITICAL SAFETY ISSUE

63%

UNEMPLOYED CLIENTS

52%

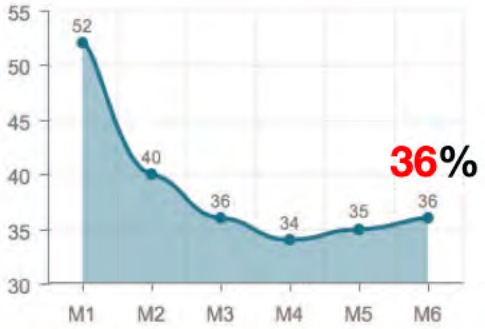

UNSTABLE HOUSING

33%

UNABLE TO EAT DAILY

32%

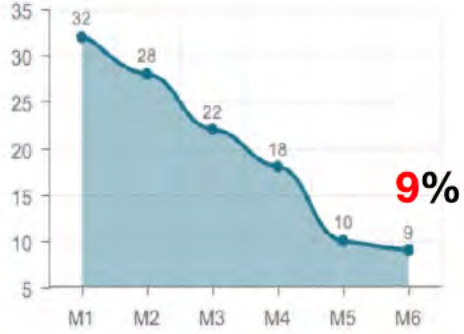

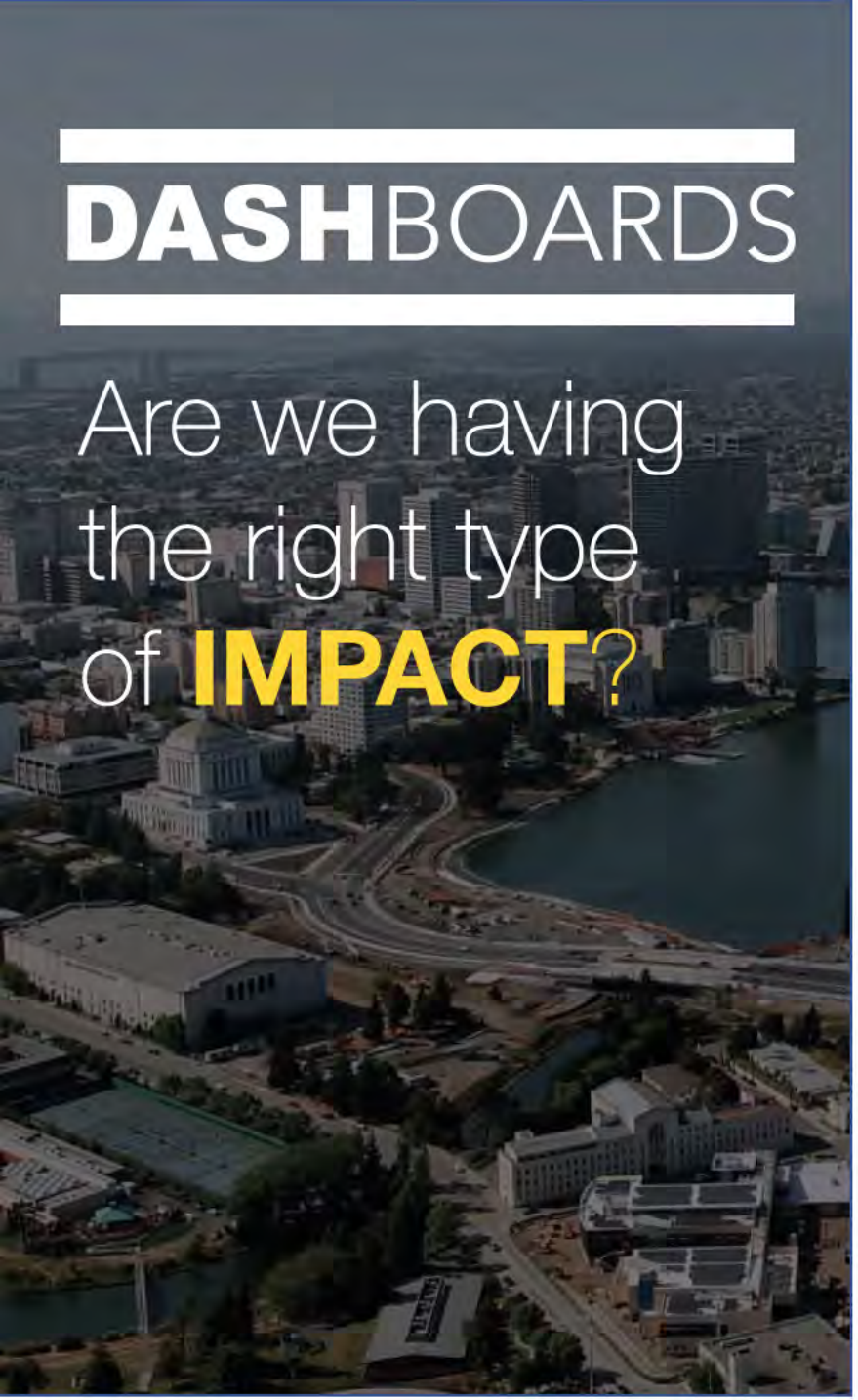

SAFETY RESPONSES

JANUARY 2018 TO JUNE 2018

27
CONFLICT MEDIATIONS

30
SHOOTING RESPONSES

9
SAFETY RELOCATIONS

JANUARY 2017 TO JUNE 2018

41
CONFLICT MEDIATIONS

64
SHOOTING RESPONSES

21
SAFETY RELOCATIONS

IMPACT ON VIOLENCE

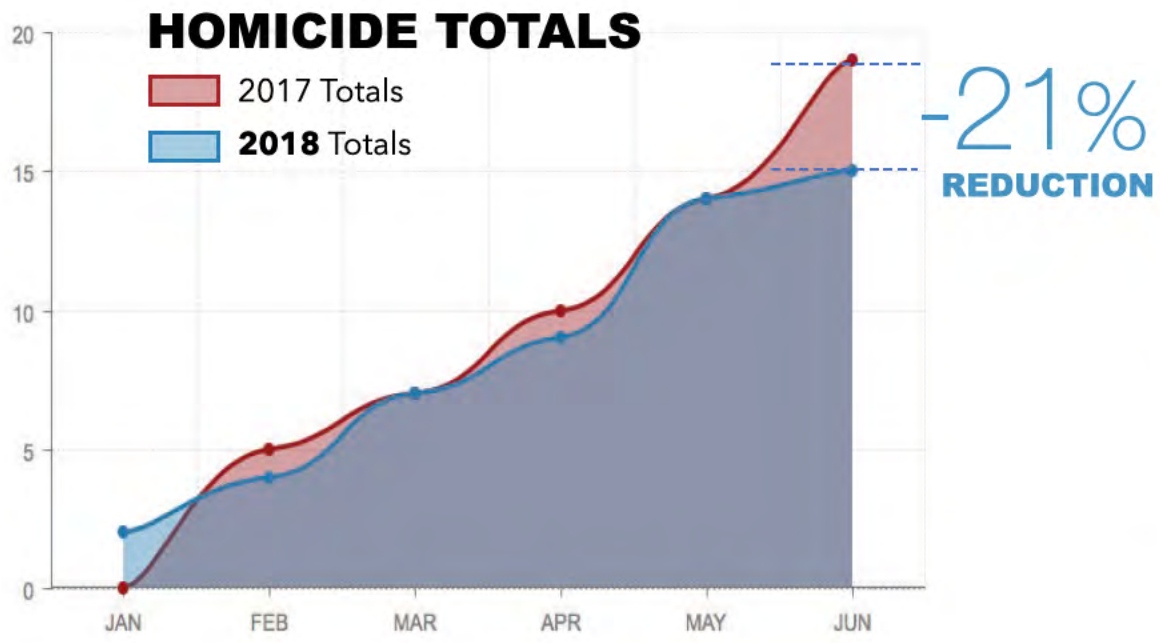

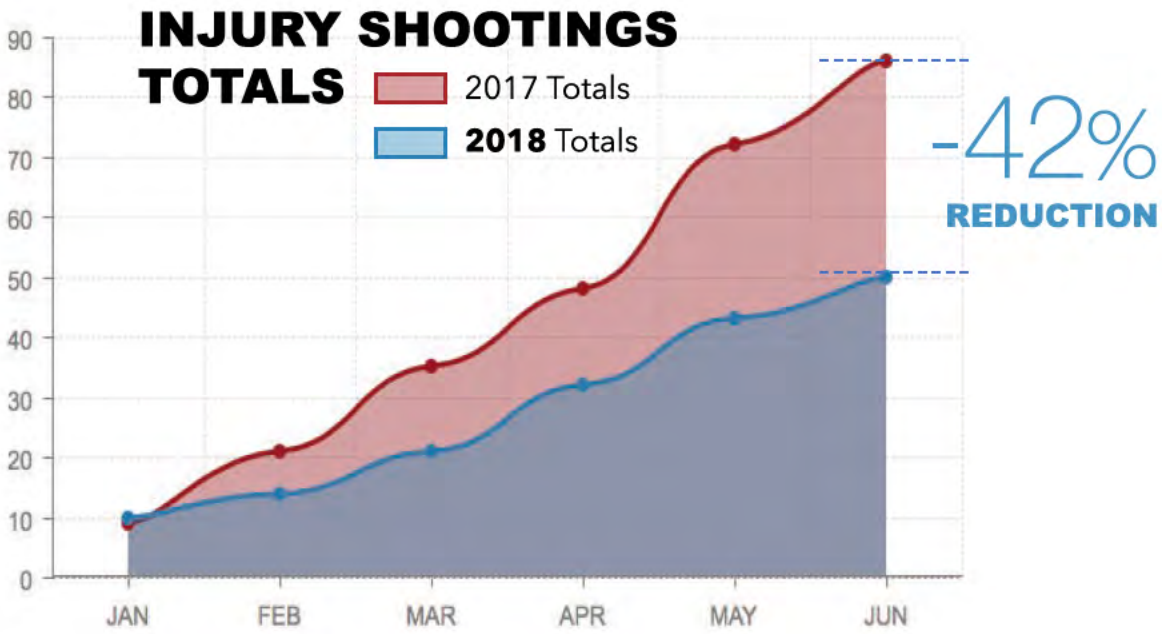

IMPACT ON COST

WHAT IS THE COST PER SHOOTING & HOMICIDE?

CRIME SCENE	$8,000
HOSPITAL	$138,000
CRIMINAL JUSTICE	$421,000
PRE-TRIAL INCARCERATION	$350,000
VICTIM SUPPORT	$36,000
LOST TAX REVENUE	$120,000
CITY & COUNTY COST	**$1,073,000**

PEACE KEEPER STATS SINCE **JANUARY 2018**

27	30	9
CONFLICT MEDIATIONS	**SHOOTING RESPONSES**	**SAFETY RELOCATIONS**
27m Savings	**5m** Savings	**9m** Savings