

**Fiscal Year 2022-23  
Third and Fourth Quarters  
and Fiscal Year 2023-24  
First Quarter Update on the  
Implementation of the  
Marshall Plan**

Item 4.1

Antonio Sajor, Deputy Chief of Police

Lora Larson, Director, Office of Violence Prevention

# Marshall Plan Update - Police

- Hire 120 additional Police Officers
- Hire 33 Civilian support personnel
  - Police Records Assistants, Telecommunicators, Evidence Technicians, Administrative and Crime Analysts, Community Service Officers, and Police Services Manager
  - Expand Neighborhood Services Section
  - Code Enforcement Officers, supervisor and clerical support
  - Establish a Neighborhood Betterment Team
    - Code Enforcement Officers and clerical support

# Neighborhood Betterment Team (NBT16)

## FY 2022-23 Q3

- Participated in 1 community event (March 2023)
  - NBT Community Meeting located at Spanos Elementary School – 536 S. California St.

NBT 16 Gleason Park	Statistics	
113 Citations	165 Violations	0 Abatement
394 Inspections 54 Engagements	0 sq ft Graffiti	0 Abandoned Vehicles

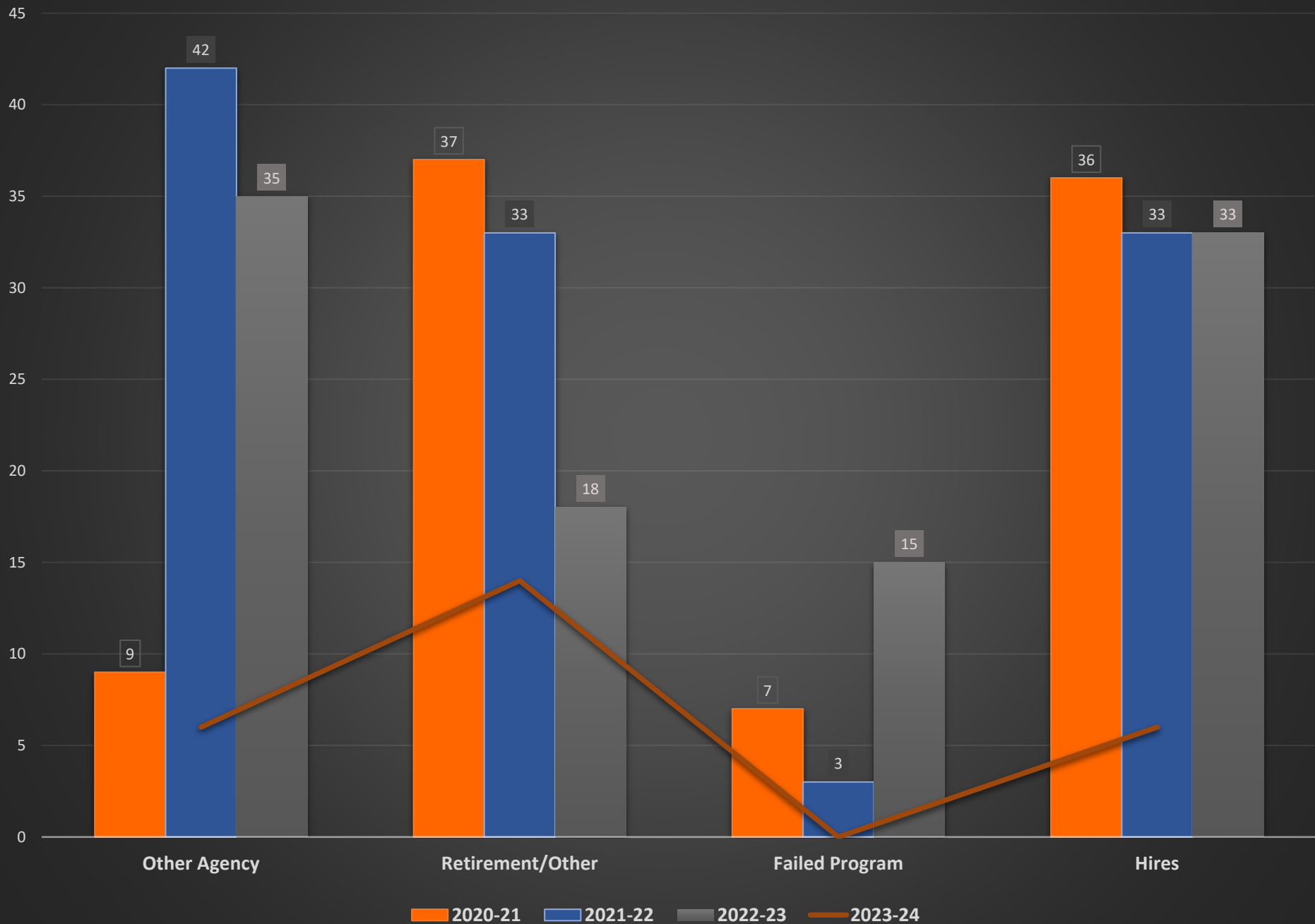
# Neighborhood Betterment Team (NBT16)

## FY 2022-23 Q4

- Conducted a Clean Up Day Event (April 2023)
  - Liberty Park – 725 Jefferson St.

NBT 16 Gleason Park	Statistics	
118 Citations	165 Violations	9 Abatement
4,218 Inspections 211 Engagements	1,075 sq ft Graffiti	17 Abandoned Vehicles

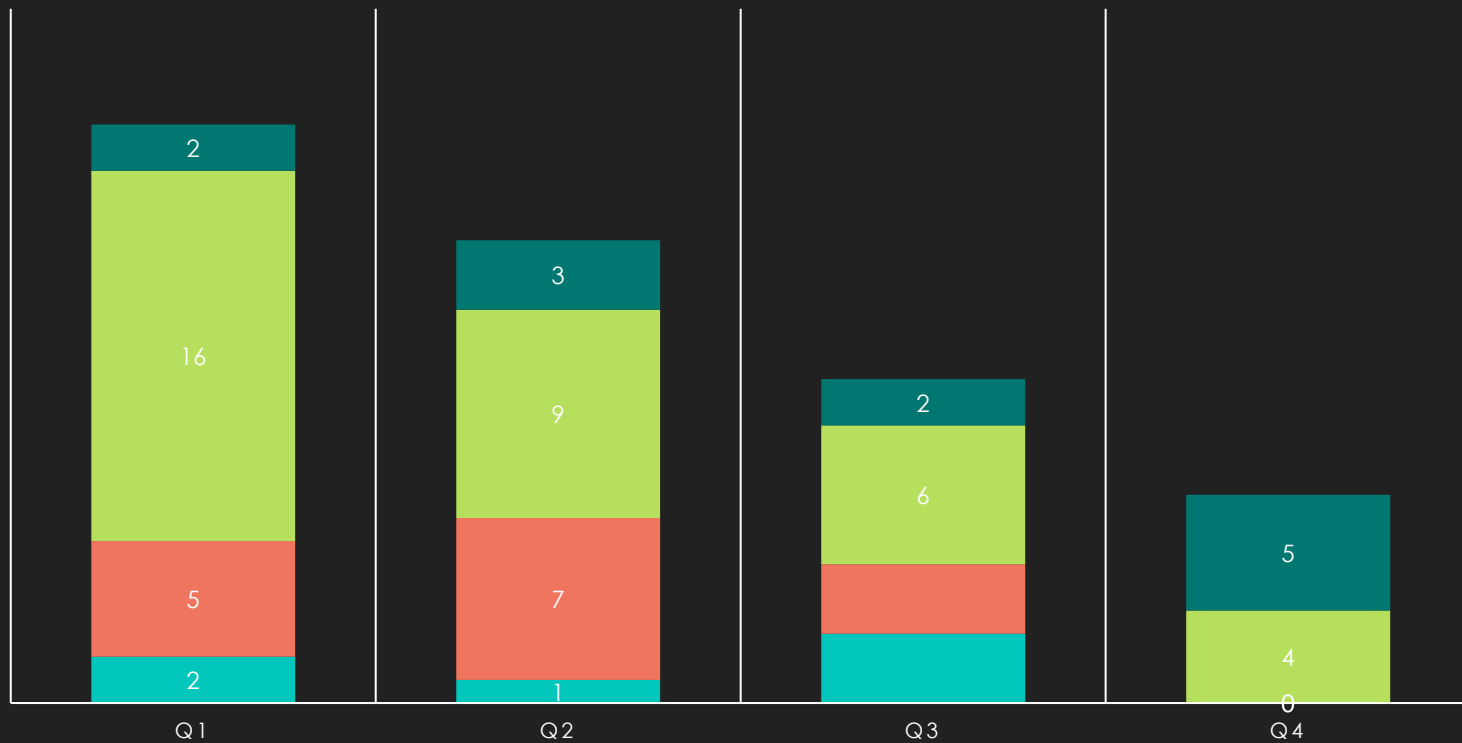
# Sworn Hiring and Separations By Fiscal Year- As of September 30, 2023



# Sworn Departures By Quarter

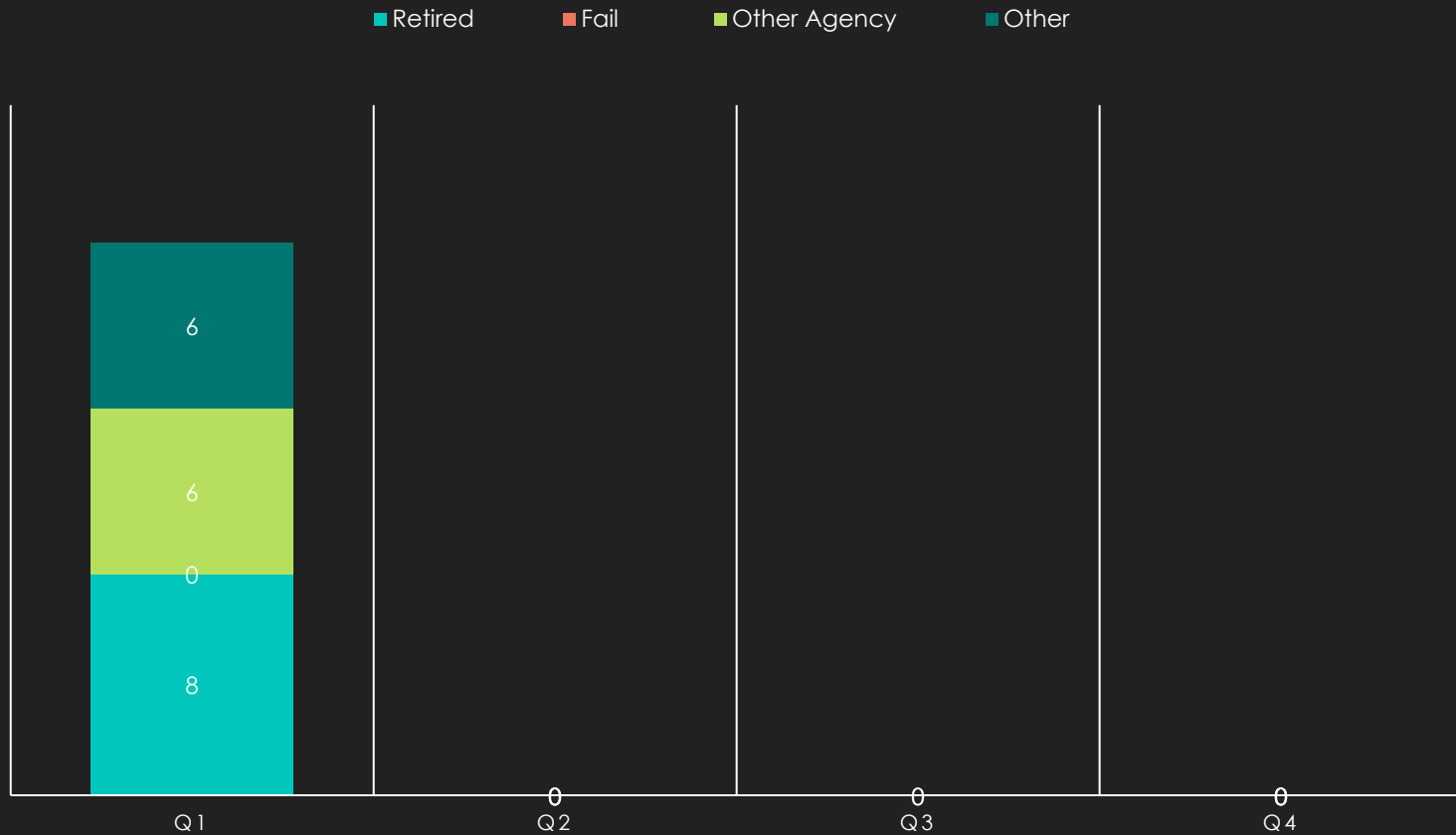
## FY 2022-23

■ Retired ■ Fail ■ Other Agency ■ Other



# Sworn Departures By Quarter

## FY 2023-24



# Recruitment

## Sworn Hiring

- Authorized: 485
- Staffing: 350\*
- FY : 10 hired/20 separated\*
- 8 sworn lateraled to other agencies\*

## Recruiting

- Recruiting Events: 288\*
- Current Recruiters: 39
- Currently In the Background Process
  - 70 Officer candidates
  - 26 Professional Staff candidates

\* As of September 30, 2023

## STOCKTON POLICE DEPARTMENT TRAINEE TEST



[www.joinSPD.com](http://www.joinSPD.com)

The Stockton Police Department is excited to announce you can now APPLY on-site on the day of our Physical Ability Test and PELLETB written test.

Join us at check-in or apply by noon on 09/21/23 by scanning the QR code to be fully sponsored through the academy!

**DATE: SEPTEMBER 23RD**  
**TIME : 8:00 AM**

**LOCATION:**  
**STAGG HIGH SCHOOL**  
**1621 BROOKSIDE RD.,**  
**STOCKTON, CA**





# Retention



# CRIME STATISTICS

## FY 2022-23 Q3

	HOMICIDES		NON-FATAL SHOOTING INCIDENTS	
	2022	2023	2022	2023
JANUARY	3	4	14	4
FEBRUARY	9	5	6	9
MARCH	4	8	15	9
TOTAL YTD	16	17	35	22
% CHANGE	6%		-37%	

# CRIME STATISTICS

## FY2022-23 Q4

	HOMICIDES		NON-FATAL SHOOTING INCIDENTS	
	2022	2023	2022	2023
APRIL	4	6	14	10
MAY	1	3	11	6
JUNE	2	1	7	8
TOTAL YTD	7	10	32	24
% CHANGE	43%		-25%	

# CRIME STATISTICS

## FY 2023-24 Q1

	HOMICIDES		NON-FATAL SHOOTING INCIDENTS	
	2022	2023	2022	2023
JULY	7	2	15	13
AUGUST	9	3	12	22
SEPTEMBER	4	6	14	20
TOTAL YTD	20	11	41	55
% CHANGE	-45%		34%	

# CRIME STATISTICS

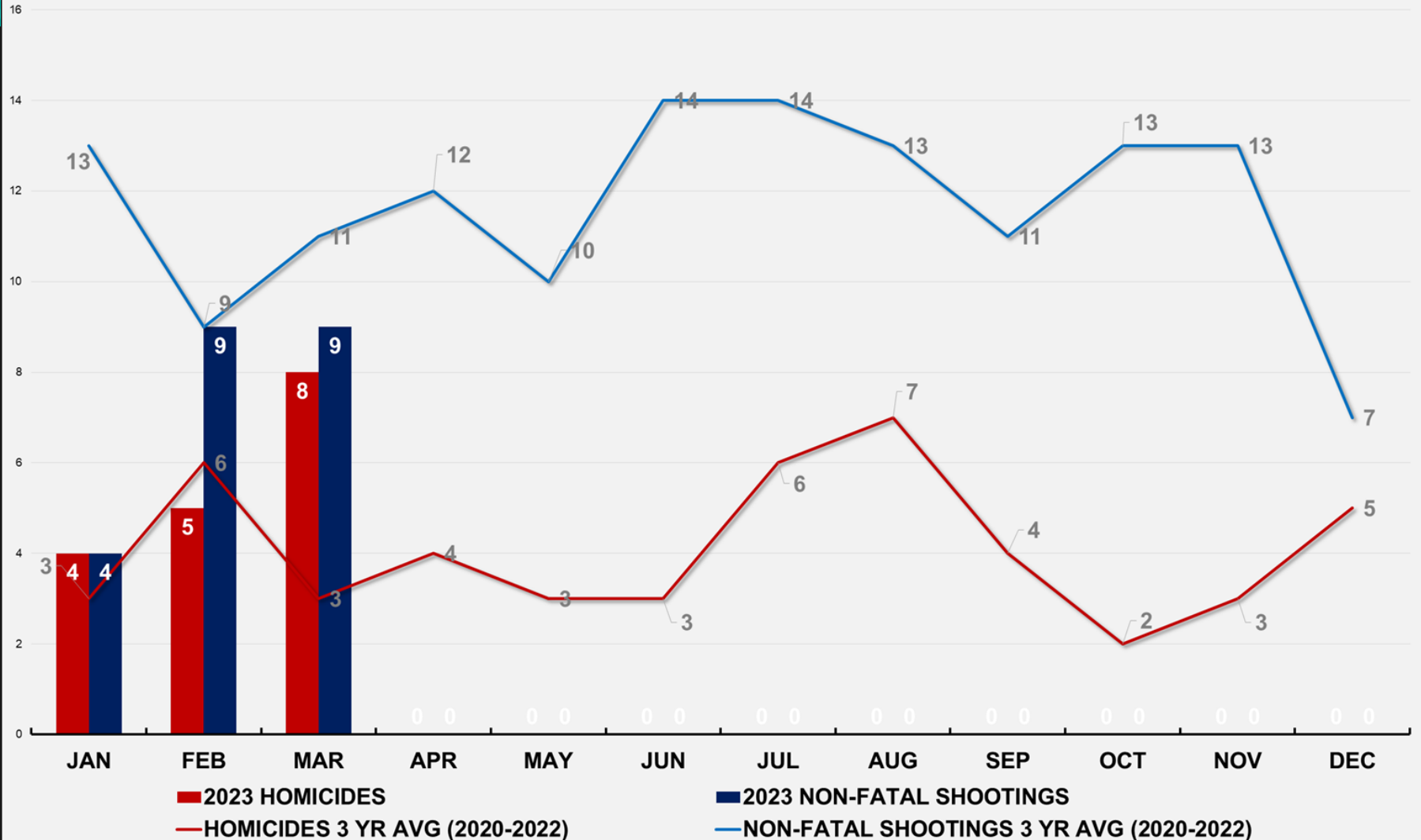
**JANUARY 2022 –  
SEPTEMBER 2023**

	<b>VC</b>	<b>PC</b>	<b>Overall</b>	<b>Homicides</b>	<b>Non-Fatal Shooting Incidents</b>
<b>2022</b>	2936	7050	9986	43	108
<b>2023</b>	2828	7836	10664	38	101
<b>Change</b>	-3.7%	11.1%	6.8%	-12%	-6%

# CEASEFIRE STATISTICS

## FY 2022-23 Q3

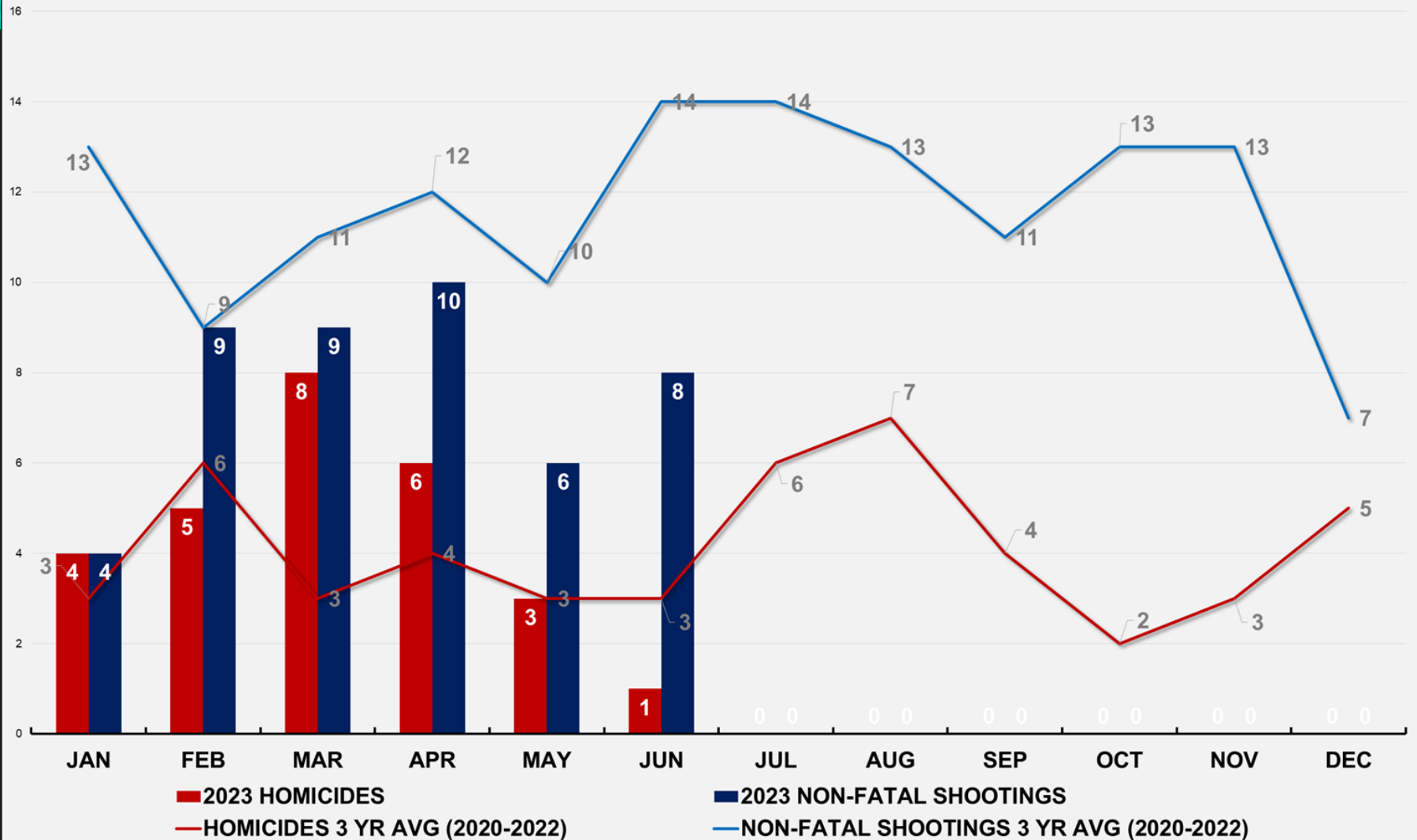
3 YEAR AVERAGE COMPARISON



# CEASEFIRE STATISTICS

## FY 2022-23 Q4

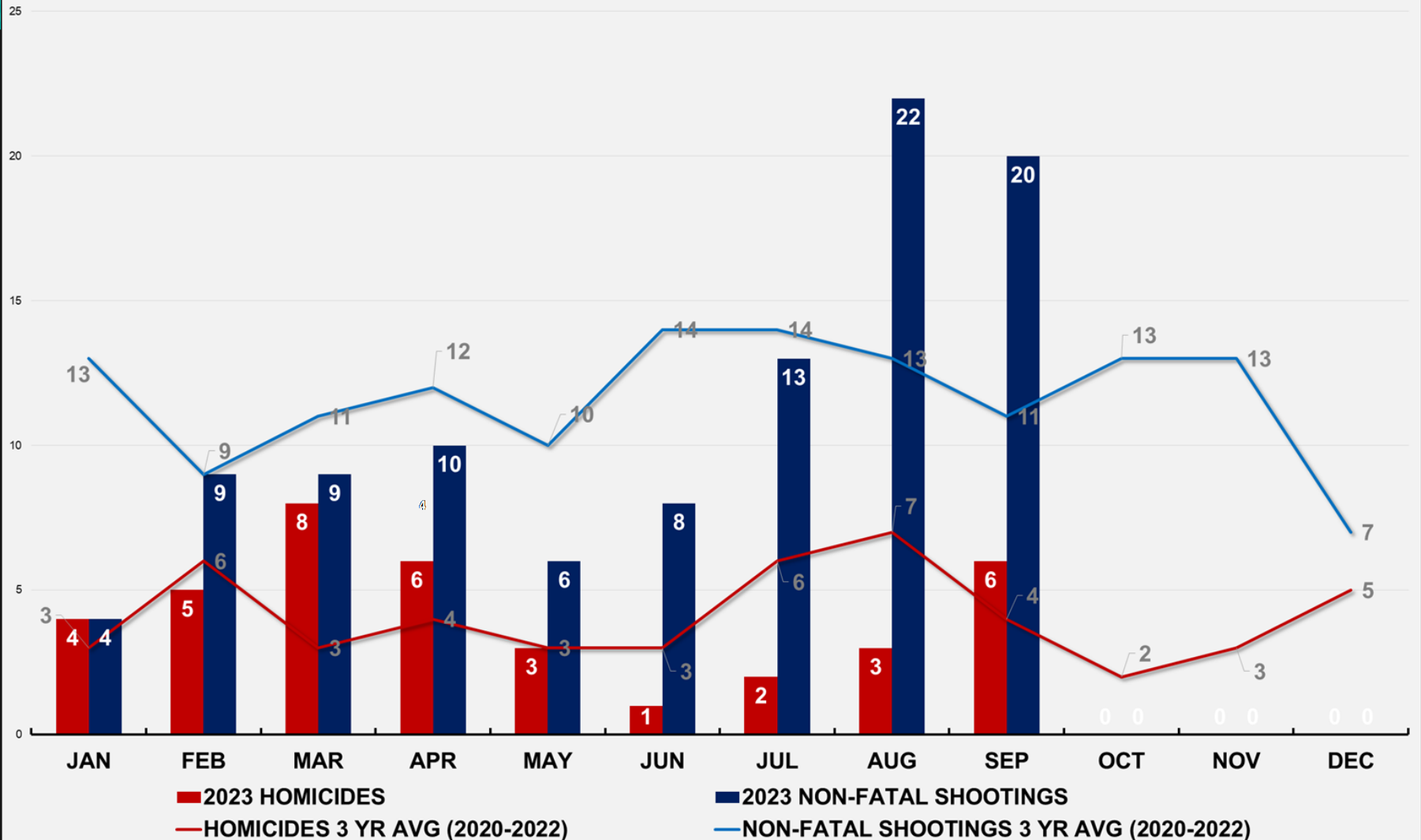
3 YEAR AVERAGE COMPARISON



# CEASEFIRE STATISTICS

## FY 2023-24 Q1

3 YEAR AVERAGE COMPARISON







# OFFICE OF VIOLENCE PREVENTION

LORA LARSON, MSW  
DIRECTOR

MEASURE A CITIZENS'  
ADVISORY COMMITTEE  
NOVEMBER 20, 2023



# STATS



# Stockton Ceasefire Model

OVP supports Stockton's strategies to reduce gun & gang violence by providing positive alternatives, to live healthy, non-violent lifestyles to individuals at the highest risk of becoming a victim or preparator of violent crime. And we do this through:

CONTINUOUS DATA ANALYSIS TO IDENTIFY THE DRIVERS OF GUN VIOLENCE

## Office of Violence Prevention (OVP)

### COMMUNICATING DIRECTLY WITH THOSE DRIVING THE VIOLENCE

Shooting Response

Conflict Mediation

Emergency Relocation

Victim of Crime Connection

### INTENSIVE CASE MANAGEMENT

Employment

Education

Mental Health

Housing

Food

Mentor

### COMMUNITY ENGAGEMENT

Food

Resource Connection

Building Trust

Fostering hope/healing



# COMMUNICATION INTERVENTIONS

Direct, respectful communication with high-risk individuals involved or most likely to be involved in gun and gang violence while offering services, supports, opportunities, and hope.

COMMUNICATION  
GOAL FOR 2023

100

JANUARY – SEPTEMBER 2023

COMMUNICATIONS  
SAFETY MEETINGS

54

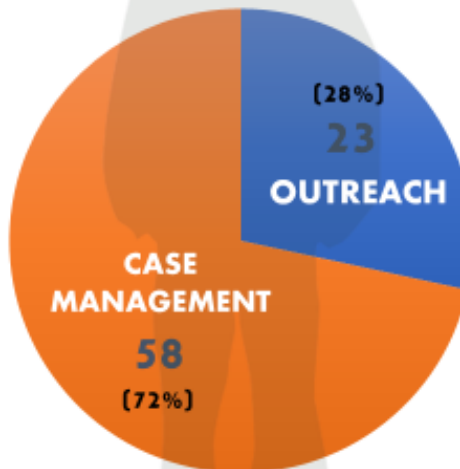
45

TRANSFERRED TO CASE MANAGEMENT  
(83% TRANSFER RATE)

# PEACEKEEPER CASELOADS

Age Range	Total
17 and younger	18
18-20	19
21-25	18
26-30	15
31-34	6
35+	5

**TOTAL CASELOAD: 81**



Ethnicity	Total
White	1
Black	37
Hispanic	25
Cambodian	14
Hmong	1
Other	3

32

CONFLICT  
MEDIATIONS



112


REFERRAL  
FOLLOW-UPS



GUN VIOLENCE  
INTERVENTION

63

EMERGENCY HOUSING  
ASSISTANCE



87

SHOOTING  
RESPONSES







## COGNITIVE BEHAVIORAL TRAINING



- ❖ BETTER DECISION MAKING
- ❖ MANAGING TRAUMA
- ❖ FINANCIAL LITERACY

**CHOICES FOR FREEDOM**





PROMOTING  
COLLABORATION



Building  
TRUST



Community Engagement  
Fostering a SHARED commitment to  
create a safer community





# COMMUNITY ENGAGEMENT



JANUARY 2023 – SEPTEMBER 2023

**1,579** GROCERIES



JANUARY 2023 – SEPTEMBER 2023

**1,636** HOTMEALS





## REFLECTIVE TRAVEL

Intentionally traveling to stretch, learn, and grow in new ways of being and engaging with the world...



**44** CLIENTS



# Being Intentional about Wellness



Mental Health Support Provided: 67

PIC•COLLAGE